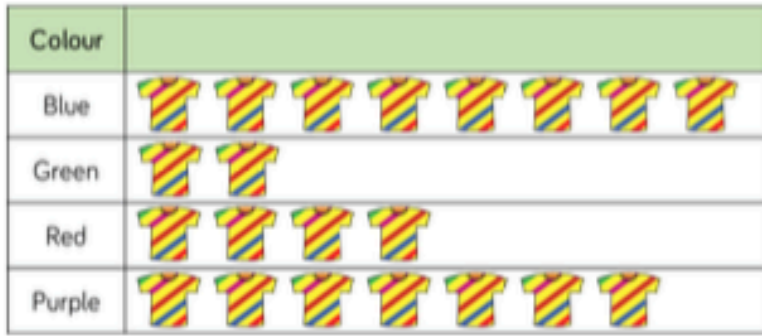
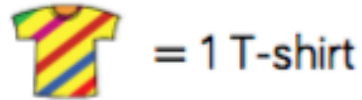


Here is a pictogram to show Class 5s favourite t-shirts.



**Key**



What is the most popular colour t-shirt?

What colour is the least popular t-shirt?


How many more children chose blue t-shirts than red?

How many children are in Class 5?

Here is a pictogram to show minibeasts collected by Class 5.



**Key**



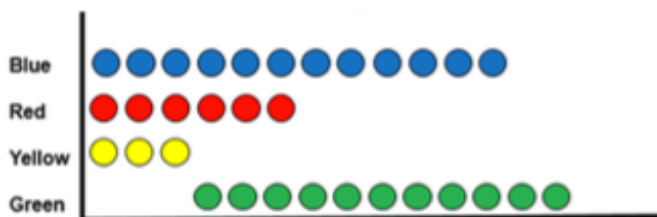
There are \_\_\_\_ ladybirds.

There are \_\_\_\_ centipedes and worms altogether.

There are \_\_\_\_ more worms than centipedes.

What else does the pictogram tell us?

Here is a pictogram.



The most popular colour sweet is green.

Do you agree with Eva?

Explain why and correct any mistakes.