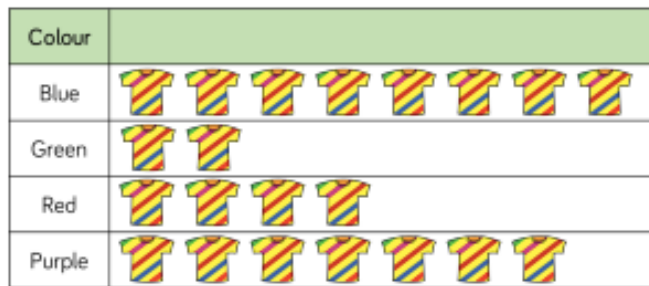
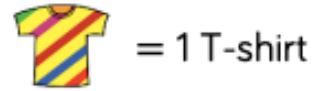


21.01.2021

Here is a pictogram to show Class 5s favourite t-shirts.

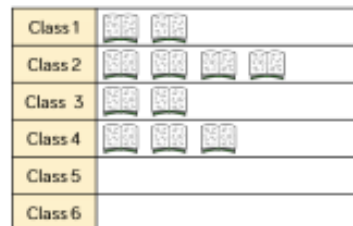
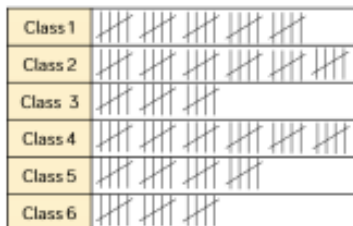


Key

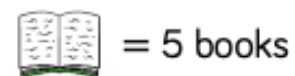


- What is the most popular colour t-shirt?
- What colour is the least popular t-shirt?
- How many more children chose blue t-shirts than red?
- How many children are in Class 5?

Use the information to complete the pictogram about the number of books read in each class.




Key



Here is a pictogram to show minibeasts collected by Class 5.



Key



- There are ____ ladybirds.
- There are ____ centipedes and worms altogether.
- There are ____ more worms than centipedes.
- What else does the pictogram tell us?