










Complete the pictogram.

Hair Colour		Total
Black		5
Blonde		
Brown		9
Ginger		4


Key

 = 1 person





Use the tally chart to help you complete the pictogram.


Fruit	Tally	Fruit	
Banana		Banana	
Grape		Grape	
Pear		Pear	
Apple		Apple	

Key


 = ____

Complete the pictogram using the data given.





Name	Tally
Teddy	
Annie	
Amir	
Whitney	

				
Teddy	Annie	Amir	Whitney	

Key

 = 1 goal

Here is a pictogram showing the number of counters each child has.

Dexter	
Alex	
Mo	
Rosie	

How could you improve the pictogram?