









 Complete the pictogram.

Hair Colour		Total
Black		5
Blonde		
Brown		9
Ginger		4


Key


 = 1 person


 Use the tally chart to help you complete the pictogram.

Fruit	Tally	Fruit	
Banana		Banana	
Grape		Grape	
Pear		Pear	
Apple		Apple	


Key

 = ____

 Here is a pictogram to show minibeasts collected by Class 5.

Minibeast	
Woodhouse	
Ladybird	
Centipede	
Worm	
Spider	

Key

 = 1 minibeast

There are ____ ladybirds.

There are ____ centipedes and worms altogether.

There are ____ more worms than centipedes.

What else does the pictogram tell us?