







Drawing sheet










twinkl.co.uk

Instruction sheet

1. Draw a line under the red circle.
2. Draw a circle around the green star.
3. Draw a square around the yellow circle.
4. Draw a cross on the red square.
5. Draw a star above the yellow triangle.
6. Draw a square on the blue square.
7. Draw a line under the blue star.
8. Write the date in the green triangle.
9. Write your name under the blue circle.
10. Draw a face on the blue circle.

Suggested answer sheet



twinkl.co.uk