







09:00 - 10:00	10:00 - 11:00	11:00 - 12:00	12:45 - 13:45	13:45 - 14:30	14:30 - 15:30
READING	WRITING	MATHS	PROJECT	ARITHMETIC	ASSEMBLY
<p>THIS WORK WILL NEED TO BE SENT TO YOUR CLASS TEACHER </p> <p>In today's video lesson you will be answering a series of inference style questions based on Chapter 2 of 'Five Children and It'. Please ensure you are using the A.P.E model and sentence stems, displayed on the lesson slides.</p> <p>Mrs Brown's Reading Group Complete the questions on the text 'Journey of a Red Blood Cell' in addition to the above.</p> <p>Miss Shinmar's Group Identify explicit details from the text, showing exactly where in the text they found the information.</p> <p>Please log in to Bug Club to read a book. Please read this book several times with an adult.</p> 	<p>THIS WORK WILL NEED TO BE SENT TO YOUR CLASS TEACHER </p> <p>To write the opening paragraph of a non-chronological report</p> <p>In this lesson, we will recap the features of non-chronological reports and write an opening paragraph.</p> <p>GPS: Colons and semi-colons in lists</p> <p>Complete this worksheet in your books.</p>	<p>Miss Naulls, Miss Panesar's and Miss Virdee's Group</p> <p>In today's video lesson, we will continue to practice our 4-digit by 2-digit multiplication skills. Click here for the slides, questions and answers for today's lesson.</p> <p>Mrs Brown's Group</p> <p>This lesson we will be interpreting Line Graphs.</p>	<p>What are the different components in an electrical circuit?</p> <p>In this lesson, we will learn how to build an electrical circuit. We will look at all the different components of an electrical circuit and learn the rules for building them. You will need a piece of paper, a pencil and a ruler for this lesson.</p> <p>ADDITIONAL READING LESSON with Miss Fraher</p> <p>THIS WORK WILL NEED TO BE SENT TO YOUR CLASS TEACHER </p> <p>To decide whether statements about a text are true or false, using direct reference to the text.</p> <p>Please read the slides and follow along with the questions.</p>	<p>THIS WORK WILL NEED TO BE SENT TO YOUR CLASS TEACHER </p> <p>Miss Naulls, Miss Panesar and Miss Virdee's Group</p> <p>In today's video lesson we are going to be completing our weekly times table and arithmetic tests! Let's see if we can improve on our scores from last week!</p> <p>B1 Test B1 Answers</p> <p>B2 Test B2 Answers</p> <p>Mrs Brown's Group</p> <p>This lesson we will practice answering an arithmetic paper in the given 30minutes of time.</p>	<p>This week's assembly is all about a Rastafarian Christmas.</p> <p>ADDITIONAL MATHS LESSON with Miss Edwards</p> <p>THIS WORK WILL NEED TO BE SENT TO YOUR CLASS TEACHER </p> <p>Can Compare and Order Fractions</p> <p>Please read the slides and follow along with the questions.</p> <p>Please complete the questions and the independent activity in your workbook.</p> <p>Answers</p>

Please photograph your work and send it to your class teacher using your class email address by 4:00pm for marking and feedback.