







09:00 - 10:00	10:00 - 11:00	11:00 - 12:00	12:45 - 13:45	13:45 – 14:30	14:30 - 15:30
READING	WRITING	ARITHMETIC	PROJECT	MATHS	PSHE
<p>THIS WORK WILL NEED TO BE SENT TO YOUR CLASS TEACHER </p> <p>In today's video lesson you will be completing a series of retrieval questions via the quiz link. Click here for the lesson slides.</p> <p>Click on the link to complete the questions.</p> <p>Miss Shinmar's Group In today's video lesson the objective is to analyse characters. In this lesson, we will look at the characteristics of the main characters.</p> <p>Please login to Bug Club to read a book. Please read this book several times with an adult.</p> 	<p>THIS WORK WILL NEED TO BE SENT TO YOUR CLASS TEACHER </p> <p>To write the setting description In this video lesson, we will use the plan from the previous lesson to write a description of the play's setting. The success criteria will be shared and we will use this to help us to complete the writing. In sections, the teacher will model writing the setting description whilst using the plan and success criteria to develop ideas. Students will then begin their own writing.</p> <p>Miss Shinmar's Reading Group (B2) To write a recycled story with a problem that matters (Part 1)</p> <p>In this video lesson we will write the beginning of our recycled story. We think about how our problem is introduced and use our problem toolkit to guide our writing.</p>	<p>THIS WORK WILL NEED TO BE SENT TO YOUR CLASS TEACHER </p> <p>Miss Naulls, Miss Panesar and Miss Virdee's Groups In today's video lesson, we will continue to explore decimals and how to add and subtract them. You can follow along with this PDF.</p> <p>Mrs Brown's Group In today's lesson we will be working with negative numbers. This will include problem solving as well as measures.</p>	<p>THIS WORK WILL NEED TO BE SENT TO YOUR CLASS TEACHER </p> <p>What are the grasslands? In this lesson, we are going to be learning about the climatic factors and location of the grasslands. We will also learn about the flora and fauna that are present there.</p> <p>ADDITIONAL READING LESSON with Miss Fraher</p> <p>THIS WORK WILL NEED TO BE SENT TO YOUR CLASS TEACHER </p> <p>In this lesson we will focus on using clues from action, dialogue, and description to interpret meaning.</p> <p>Please read the slides and follow along with the questions.</p> <p>Please complete the questions and the independent activity in your workbook.</p>	<p>Miss Naulls and Miss Panesar's Group In today's video lesson, we will explore how to form expressions. We will begin by using pictorial representation to form expressions, and move onto an abstract approach using numbers. You can follow along with this PDF.</p> <p>Miss Virdee's Group To describe unit and non-unit fractions In this video lesson, we will use our knowledge and understanding of unit fractions to explore the idea of non-unit fractions. We will use images and visual resources to help us with this.</p> <p>Mrs Brown's Group In the first of two video lessons on Scale Drawing we will be looking at what this term means, who uses these drawings and why they are needed, before we start to interpret them ourselves. Click here for your lesson video.</p> <p>You will need to print a copy of the worksheet to complete the work.</p> <p>Click here for the lesson slides.</p>	<p>In this video lesson we will follow up the previous lesson on staying healthy with Keeping fit and active.</p>

Please photograph your work and send it to your class teacher using your class email address by 4:00pm for marking and feedback.

6morpurgo@williambyrd.school | 6shakespeare@williambyrd.school | 6angelou@williambyrd.school