







| 09:00 - 10:00 | 10:00 - 11:00 | 11:00 - 12:00 | 12:45 - 13:45 | 13:45 - 14:30 | 14:30 - 15:30 |
|--|---|--|--|---|---|
| READING | WRITING | MATHS | PROJECT | ARITHMETIC | PSHE |
| <p>THIS WORK WILL NEED TO BE SENT TO YOUR CLASS TEACHER </p> <p>In today's video lesson, we will be starting Chapter 2 of 'Five Children and It' and answering a variation of words in context questions as well as some retrieval questions.</p> <p>We will be exploring language features, unfamiliar and new vocabulary and phrases. Click here to follow along with the PDF.</p> <p><u>Mrs Brown's Reading Group</u></p> <p>Should complete the work on the text Alexander Fleming in their workbook as well as the work above.</p> <p><u>Miss Shinmar's Group</u></p> <p>In today's lesson, you will be exploring different text types and identifying their key features.</p> <p>Please login to Bug Club to read a book. Please read this book several times with an adult.</p>  | <p>To learn about tigers and their appearance</p> <p>In this video lesson, we will learn about tigers and their appearance. We will read text and make notes by identifying the key information.</p> <p>GPS: Relative Clauses Complete the worksheet in your books.</p> | <p><u>Miss Naulls (front two rows) and Miss Panesar's Group</u></p> <p>In today's video lesson, we are going to learn about the relationship between Fractions, Decimals and Percentages (FDP) and how to convert them!</p> <p>You can follow along with the PDF here.</p> <p>B1 Questions B1 Answers</p> <p><u>Miss Virdee's Group</u></p> <p>In today's video lesson, we are going to learn about the relationship between Fractions, Decimals and Percentages (FDP) and how to convert them!</p> <p>You can follow along with the PDF here.</p> <p>B2 Questions B2 Answers</p> <p><u>Mrs Brown's Group</u></p> <p>This lesson builds on the work we have been doing using long division and applying it in problem solving situations.</p> | <p>THIS WORK WILL NEED TO BE SENT TO YOUR CLASS TEACHER </p> <p>How do humans digest food?</p> <p>In this video lesson, we will learn about the digestive system. We will learn about the different stages, including what happens in the mouth, the stomach, and the intestines.</p> <p>We will also watch a demonstration and be able to explain the digestive system in our own words.</p> <p>ADDITIONAL READING LESSON with Miss Fraher</p> <p>THIS WORK WILL NEED TO BE SENT TO YOUR CLASS TEACHER </p> <p>To provide straight forward explanations for the purpose of the language and presentation of the text</p> <p>Please follow the PDF and answer the questions in your workbook.</p> <p>Answers</p> <p>Then, complete the independent activity and send to your class teacher.</p> | <p>THIS WORK WILL NEED TO BE SENT TO YOUR CLASS TEACHER </p> <p><u>Miss Naulls, Miss Panesar and Miss Virdee's Group</u></p> <p>In today's video lesson, we will be doing a refresher on how to divide a fraction by a whole number. You can follow along with the PDF, questions and answers here.</p> <p><u>Mrs Brown's Group</u></p> <p>This lesson builds on the work we have been doing using long multiplication and applying it in problem solving situations.</p> | <p>In this video lesson, children will learn what a hazard is and how to spot them in their own homes through a series of images shown.</p> <p>Children will then carry out a basic risk assessment on a room of their choice.</p> <p>ADDITIONAL MATHS LESSON with Miss Edwards</p> <p>THIS WORK WILL NEED TO BE SENT TO YOUR CLASS TEACHER </p> <p>Can use efficient written methods of multiplication including short and long multiplication</p> <p>Please follow the PDF and answer the questions in your workbook.</p> <p>Then, complete the independent activity and send it to your class teacher.</p> |

Please photograph your work and send it to your class teacher using your class email address by 4:00pm for marking and feedback.

6morpurgo@williambyrd.school | 6shakespeare@williambyrd.school | 6angelou@williambyrd.school