








09:00 - 10:00	10:00 - 11:00	11:00 - 12:00	12:45 - 13:45	13:45 - 14:30	14:30 - 15:30
READING	WRITING	MATHS	PROJECT & ADDITIONAL MATHS	ARITHMETIC	RE & ADDITIONAL READING
<p><b>THIS WORK WILL NEED TO BE SENT TO YOUR CLASS TEACHER</b> </p> <p>In reading today we are continuing with answering inference style questions using the A.P.E model on Chapter 1 'Five children and it'.</p> <p>You need to complete your task in your text book and then send in your answers.</p> <p>Please remember to clearly number the questions and don't forget DUMTUMS. <a href="#">Watch this video lesson.</a> <a href="#">Reading PDF</a></p> <p><u>Ms Brown's Group</u> We will complete the above as well as <a href="#">this reading activity</a>. Answers should be written in your workbook.</p> <p><u>Miss Shinmar's Group</u> In today's lesson we will be looking at vocabulary and context to give meaning to new words, phrases and language. <a href="#">B2 Reading</a></p> <p>Please log into <a href="#">Bug Club</a> to read a book. Please read this book several times with an adult. </p>	<p><b>THIS WORK WILL NEED TO BE SENT TO YOUR CLASS TEACHER</b> </p> <p><a href="#">To develop and generate subject specific knowledge</a></p> <p>In this video lesson, we will develop and generate subject-specific vocabulary to use in a non-chronological report about tigers.</p> <p>We will learn definitions and practise using vocabulary in sentences.</p> <p>GPS: Subordinate Clauses <a href="#">Complete the worksheet in your books.</a></p>	<p><b>THIS WORK WILL NEED TO BE SENT TO YOUR CLASS TEACHER</b> </p> <p><u>Miss Naulls and Miss Panesar's Group</u></p> <p>In this video lesson, we will look at understanding and recognising percentages. <a href="#">Video lesson</a> <a href="#">Maths PDF</a></p> <p>Complete the work below: <a href="#">B1 Questions</a> <a href="#">B1 Answers</a></p> <p><u>Miss Virdee's Group</u></p> <p>In this video lesson, we will look at understanding and recognising percentages. <a href="#">Video lesson</a> <a href="#">Maths PDF</a></p> <p>Complete the work below: <a href="#">B2 Questions</a> <a href="#">B2 Answers</a></p> <p><u>Mrs Brown's Group</u></p> <p><a href="#">Co-ordinates</a>: Plotting Co-ordinates in the X and Y axis, Reflections (mirror image) in the X and Y axis, translating (sliding) shapes in the X and Y axis.</p>	<p><b>THIS WORK WILL NEED TO BE SENT TO YOUR CLASS TEACHER</b> </p> <p><a href="#">Are all teeth the same?</a></p> <p>In this lesson, we will learn about human teeth, as well as some fun facts about animal teeth!</p> <p>We will also learn about the different types of teeth in humans.</p> <p>Finally, we will discuss the differences in teeth between herbivores and carnivores.</p> <p>*****</p> <p><u>Additional Reading Lesson with Miss Fraher</u></p> <p>To provide developed explanations for key information, events, character actions and motivations.</p> <p><a href="#">Complete these questions in your book.</a></p> <p>Complete this <a href="#">independent task</a> in your book.</p>	<p><b>THIS WORK WILL NEED TO BE SENT TO YOUR CLASS TEACHER</b> </p> <p><u>Miss Naulls, Miss Panesar's and Miss Virdee's Group</u></p> <p>In today's lesson, we will go over how to round to the nearest 10, 100 and 1000. <a href="#">Video lesson</a> <a href="#">Arithmetic PDF</a></p> <p><u>Mrs Brown's Group</u></p> <p><a href="#">Roman Numerals</a> How to write them and read them.</p>	<p><b>THIS WORK WILL NEED TO BE SENT TO YOUR CLASS TEACHER</b> </p> <p><a href="#">What are the four noble truths of Buddhism?</a></p> <p>In this lesson, we are going to be learning about Buddhism as a religious tradition that was originally passed on by word of mouth.</p> <p>We will also learn about the Buddha's core teachings: the threefold path to enlightenment and the four noble truths.</p> <p>*****</p> <p><u>Additional Maths Lesson with Miss Edwards</u></p> <p>Can use place value to divide whole numbers by 10, 100 or 1000</p> <p><a href="#">Lesson 1</a> <a href="#">Lesson 2</a></p> <p>Complete this <a href="#">independent task</a> in your book.</p>

Please photograph your work and send it to your class teacher using your class email address by 4:00pm for marking and feedback.

6morpurgo@williambyrd.school | 6shakespeare@williambyrd.school | 6angelou@williambyrd.school