






09:00 - 10:00	10:00 - 11:00	11:00 - 12:00	12:45 - 13:45	13:45 - 14:30	14:30 - 15:30
READING	WRITING	ARITHMETIC	PROJECT	MATHS	RE
<p><b>THIS WORK WILL NEED TO BE SENT TO YOUR CLASS TEACHER</b> </p> <p><b>Miss Naulls and Miss Panesar's Group</b> In today's video lesson you will be answering retrieval questions, explicitly retrieving the answers of the questions from the text. Reflect on what strategies you have used and what new strategies you could use. Are these most effective? Can you think of any better strategies to use? <a href="#">Click here for the lesson slides.</a></p> <p><b>Mrs Brown's Group</b> In addition to the reading comprehension: the gd group will be developing our retrieval skills using <a href="#">an information text on rugby and football origins.</a></p> <p><b>Miss Shinmar's Group</b> Hansel and Gretel – answer questions on the text. In this video lesson, we will analyse the climax of the text.</p> <p>Please login to <a href="#">Bug Club</a> to read a book. Please read this book several times with an adult. </p>	<p><b>THIS WORK WILL NEED TO BE SENT TO YOUR CLASS TEACHER</b> </p> <p><b>To explore using the simple past, present and future tense</b> In this video lesson, we will look at the different tenses (past, present and future), then explore how verbs change when they are in the simple past if they are regular or irregular verbs.</p> <p><b>Miss Shinmar's Reading Group (B2)</b> If you are in Miss Shinmar's reading group, <a href="#">please complete this video writing lesson</a> on retelling a recycled story. We will create a new main character that believes he is one animal but is actually another. We will complete a 'plot matrix' to help us to bring our new story to life.</p> <p><b>All children</b> should complete the sheet with a Grammar Focus: <a href="#">A Passive Voice.</a></p>	<p><b>THIS WORK WILL NEED TO BE SENT TO YOUR CLASSTEACHER</b> </p> <p><b>Miss Naulls, Miss Panesar and Miss Virdee's Group</b> In today's video lesson*, we are going to be exploring how to multiply mixed numbers. <a href="#">You can follow along with the PDF here.</a></p> <p>(*Please note that the date in this video is wrong, but it is the correct video for the day.)</p> <p><b>Mrs Brown's Group</b> In this lesson we will be learning to put our knowledge of addition and subtraction using fractions into practice with problem solving questions. <a href="#">Click here for the lesson slides.</a></p>	<p><a href="#">What affects an ecosystem?</a> In this lesson, we are going to be learning about the climatic factors and human activities that impact biomes and the ecosystems within them.</p> <p><b>ADDITIONAL READING LESSON with Miss Fraher</b></p> <p><b>THIS WORK WILL NEED TO BE SENT TO YOUR CLASS TEACHER</b> </p> <p>In this lesson we will focus on accurately and selectively summarising main ideas, events, characters and information from non-fiction texts.</p> <p><a href="#">Please read the slides</a> and follow along with the questions.</p> <p>Please complete the questions and the <a href="#">independent activity</a> in your workbook.</p>	<p><b>Miss Naulls (front two rows) and Miss Panesar's Group</b> In today's video lesson we will explore using our knowledge of percentages to calculate missing values. <a href="#">You can follow along with the PDF here.</a></p> <p><a href="#">B1 Worksheet</a> <a href="#">B1 Answer</a></p> <p><b>Miss Virdee's Group</b> Describing the part-whole relationship - <a href="#">In this video lesson</a>, you will explore and describe the part-whole relationship. We will look at what a whole is and various examples in real-life situations. We will then use this understanding to explore different examples of parts which make up the whole.</p> <p><b>Mrs Brown's Group</b> In this video lesson we will be learning how to interpret and constructing Pie Charts. <a href="#">Click here for the lesson slides.</a></p>	<p>In this lesson on Buddhism, we are looking at the eight-fold path and what it means.</p>

Please photograph your work and send it to your class teacher using your class email address by 4:00pm for marking and feedback.

6morpurgo@williambyrd.school | 6shakespeare@williambyrd.school | 6angelou@williambyrd.school