







09:00 - 10:00	10:00 - 11:00	11:00 - 12:00	12:45 - 13:45	13:45 - 14:30	14:30 - 15:30
READING	WRITING	MATHS	PROJECT	ARITHMETIC	PSHE
<p><b>THIS WORK WILL NEED TO BE SENT TO YOUR CLASS TEACHER</b> </p> <p>This week we will be reading chapter 1 from 'Five children and It' by E.Nesbit.</p> <p>You will answer a variation of multiple choice, retrieval, word context and inference style questions. <a href="#">Watch this video lesson.</a></p> <p>Remember to use the clues and skills you have learnt in order to answer these questions. You can always refer to the <a href="#">PDF slides</a> from today's lesson to help you.</p> <p><u>Miss Shinmar's Group</u></p> <p>Please go through the PDF below and complete the activities which will help you to build up your speed reading.</p> <p>B2 Reading</p>	<p><b>THIS WORK WILL NEED TO BE SENT TO YOUR CLASS TEACHER</b> </p> <p><u>Features of a Non-Chronological Report</u></p> <p>In this video lesson, we will learn about non-chronological reports and identify their key features. Please complete the activities outlined in the video.</p>	<p><b>THIS WORK WILL NEED TO BE SENT TO YOUR CLASS TEACHER</b> </p> <p><u>Mrs Brown's Group</u></p> <p>In this lesson we will revisit long multiplication using the RUCSAC rule and how to apply it in multi-step problem-solving questions.</p> <p><u>Miss Naulls and Miss Panesar's Group</u></p> <p>In this lesson, we will look at ordering, adding and subtracting decimal numbers. <a href="#">Watch the video</a> and <a href="#">follow the PDF</a>.</p> <p>Complete the work below: B1 Questions B1 Answers</p> <p><u>Miss Virdee's Group</u></p> <p>Please follow along with the same video lesson and PDF.</p> <p>Complete the work below: B2 Questions B2 Answers</p>	<p><b>THIS WORK WILL NEED TO BE SENT TO YOUR CLASS TEACHER</b> </p> <p>What are organs and why do we need them?</p> <p>In this video lesson, we will first discuss what organs are. Then, we will learn about some of the most important organs in our body. We will make sure we know how to label them in our body. Finally, we will learn about organ donation.</p> <p>*****</p> <p><u>Additional Reading lesson with Miss Fraher</u> (for children in Miss Naulls and Miss Panesar's reading groups)</p> <p>To retrieve key details and quotations to demonstrate understanding of character, events and information. Questions included to complete in your book.</p> <p>Independent task to complete in your book .</p>	<p><b>THIS WORK WILL NEED TO BE SENT TO YOUR CLASS TEACHER</b> </p> <p><u>Mrs Brown's Group</u></p> <p>Another look at different types of multiplication calculations including; missing numbers, horizontal sums and decimal multiplication.</p> <p><u>Miss Naulls, Miss Panesar's and Miss Virdee's Group</u></p> <p>In today's lesson, we will go over Long Division using the strategies we have learned in class. <a href="#">Watch the video</a> and <a href="#">follow the PDF</a>.</p>	<p><b>THIS WORK WILL NEED TO BE SENT TO YOUR CLASS TEACHER</b> </p> <p><u>Beautiful Explosions</u></p> <p>In today's video lesson the children will be looking at how to keep themselves safe on bonfire night. We will be drawing on prior knowledge of Guy Fawkes and the children will be listening to a story about where bonfire night originated from. We will then listen to a firefighter to obtain real advice about disposing of sparklers and what to do if they are hit by a firework. The children will then raise awareness to others by creating a safety poster.</p> <p>*****</p> <p><u>Additional Maths Group Additional Maths lesson with Miss Edwards</u> (for children in Miss Naulls and Miss Panesar's maths groups)</p> <p>To read, write and order numbers up to 3 decimal places. Questions included to complete in your book.</p> <p>Independent task to complete in your book.</p>

Please photograph your work and send it to your class teacher using your class email address by 4:00pm for marking and feedback.

6morpurgo@williambyrd.school

6shakespeare@williambyrd.school

6angelou@williambyrd.school