
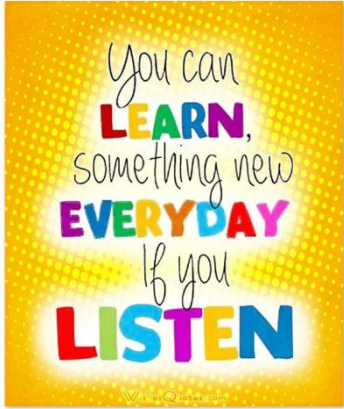



	09:00 - 10:00	10:00 - 11:00	11:00 - 12:00	12:45 - 13:45	13:45 - 14:30	14:30 - 15:15	15:15 - 15:30
	WRITING	READING	ARITHMETIC	PROJECT	MATHS	RE	DAILY STORYTIME
 <p>Remember to login to the Zoom call for writing at 9am with your class and teachers.</p> 	<p>THIS WORK WILL NEED TO BE SENT TO YOUR CLASS TEACHER</p> <p>Please join your class teacher for a feedback and revision lesson on the work on Zoom using your regular link.</p> <p>Please be prepared with the writing you completed on Tuesday, a pencil, a ruler and a coloured pen.</p> <p>You will also want to open up the writing checklist.</p> <p>Writing Revision Lesson:</p> <ul style="list-style-type: none"> • Morpurgo • Shakespeare • Angelou 	<p>THIS WORK WILL NEED TO BE SENT TO YOUR CLASS TEACHER</p> <p>In today's video lesson you will be answering multi-skill questions, we will read through the text together and then you will answer the questions via the quiz.</p> <p>Miss Shinmar's Group</p> <p>To explore one of the main themes</p> <p>In this lesson, we will explore one of the main themes of the book.</p> <p>Please login to Bug Club to read a book. Please read this book several times with an adult.</p> 	<p>THIS WORK WILL NEED TO BE SENT TO YOUR CLASS TEACHER</p> <p>Miss Naulls, Miss Panesar and Miss Virdee's Groups</p> <p>In today's video arithmetic lesson, we will go over each of the four operations and then partake in a few speed tests to practice! You can follow along with the PDF here.</p> <p>Mrs Brown's Group</p> <p>In today's lesson we are applying our knowledge and skills in number to problem-solving questions in a range of different mathematical situations.</p>	<p>Fieldwork: How sustainable is my community?</p> <p>In this lesson, we are going to be using first-hand observation to enhance our local awareness of the areas we live in order to determine how sustainably we are living.</p> <p>Please complete the quiz.</p>	<p>Miss Naulls and Miss Panesar's Group</p> <p>In today's video lesson, we will consolidate our knowledge of algebra by going over vocabulary and doing examples of each of the concepts we learned.</p> <p>Then, you will complete the algebra end of unit quiz here.</p> <p>Miss Virdee's Group</p> <p>Fractions: Adding fractions with the same denominator</p> <p>In this video lesson, we will be using your knowledge of addition to add fractions with the same denominator. We will use lots of different pictures of fractions, as well as the part/whole model to help us.</p> <p>Mrs Brown's Group</p> <p>In our video lesson today, we will be building on our work from Wednesday using our knowledge to convert from miles to kilometres and applying this in problem solving situations. Click here for the lesson slides.</p>	<p>In this video lesson, we will be learning about Buddhist monks and nuns. We will learn about the different schools of Buddhism and the journey that Buddhist lay people take to become a 'full monk'. We will learn about daily life in a monastic community and we will compare life in a monastery to our own daily life.</p> <p>You will need a piece of paper, and a pencil.</p>	<p>End your day of amazing work by getting cosy and listening to one of the Year 6 Teachers or LSA's read a chapter of a book!</p> <p>Our current book is: Millions by Frank Boyce Contrell</p> <p>Today, you will be listening to Chapter 4, read by Ms Stanmore.</p>

Please photograph your work and send it to your class teacher using your class email address by 4:00pm for marking and feedback.

6angelou@williambyrd.school | 6morpurgo@williambyrd.school | 6shakespeare@williambyrd.school