







09:00 - 10:00	10:00 - 11:00	11:00 - 12:00	12:45 - 13:45	13:45 - 14:30	14:30 - 15:30
READING	WRITING	MATHS	PROJECT	ARITHMETIC	PE
<p>THIS WORK WILL NEED TO BE SENT TO YOUR CLASS TEACHER </p> <p>This week we will be reading chapter 1 from 'Five children and It' by E.Nesbit.</p> <p>Watch this video lesson. You will answer a variation of multiple choice, retrieval, word context and inference style questions. Remember to use the clues and skills you have learnt in order to answer these questions.</p> <p><u>Miss Shinmar's Group</u></p> <p>Today we are going to explore graphemes, root words and prefixes, and how they help us to sound out and decode words. Read the PowerPoint and complete the activities in your workbook. B2 activities</p>	<p>THIS WORK WILL NEED TO BE SENT TO YOUR CLASS TEACHER </p> <p>Develop knowledge of relative clause</p> <p>In this video lesson, we will learn about complex sentences and relative clauses</p>	<p>THIS WORK WILL NEED TO BE SENT TO YOUR CLASS TEACHER </p> <p><u>Mrs Brown's Group</u></p> <p>Today we will learn to locate and read co-ordinates in the four quadrants correctly.</p> <p><u>Miss Naulls and Miss Panesar's Group</u></p> <p>In this video lesson, we will be practicing our times tables and completing our weekly arithmetic test. Follow this PDF.</p> <p>Complete the work below: B1 Questions B1 Answers</p> <p><u>Miss Virdee's Group</u></p> <p>In this video lesson, we will be practicing our times tables and completing our weekly arithmetic test. Follow this PDF.</p> <p>Complete the work below: B2 Questions & Answers</p>	<p>THIS WORK WILL NEED TO BE SENT TO YOUR CLASS TEACHER </p> <p>Who was Siddhartha Gautama?</p> <p>In this video lesson we will be learning about Siddhartha Gautama. He is the first individual to have achieved enlightenment through the practice of meditation. He became known as Buddha, which means 'the enlightened one'. We will learn about his life and his journey to enlightenment. You will need a piece of paper, a pen and your brain.</p> <p>*****</p> <p><u>Additional Reading lesson with Miss Fraher</u></p> <p>To provide developed explanations for key information, events, character actions and motivations PDF questions included to complete in your book.</p> <p>Independent task to complete in your book.</p>	<p>THIS WORK WILL NEED TO BE SENT TO YOUR CLASS TEACHER </p> <p><u>Mrs Brown's Group</u></p> <p>Today we will be completing the speed test using our multiplication skills, then moving onto Roman Numerals and how to read and write them.</p> <p><u>Miss Naulls, Miss Panesar's and Miss Virdee's Group</u></p> <p>In this video lesson, we will be consolidating our knowledge of the skills we have practiced up until today, including: long division, multiplying fractions, and multiplying and dividing by 10, 100 and 1000. Watch the video and follow the PDF.</p>	<p>THIS WORK WILL NEED TO BE SENT TO YOUR CLASS TEACHER </p> <p>Body Percussion Basics</p> <p>In this video lesson, we will be getting to know the basics of body percussion.</p> <p>*****</p> <p><u>Additional Maths Group with Miss Edwards</u></p> <p>To use place value to multiply whole numbers by 10, 100, 1000. To use place value to multiply decimals by 10, 100 and 1000. PDF 1 & PDF 2 Questions included to complete in your book.</p>

Please photograph your work and send it to your class teacher using your class email address by 4:00pm for marking and feedback.

6morpurgo@williambyrd.school | 6shakespeare@williambyrd.school | 6angelou@williambyrd.school