





09:00 - 10:00	10:00 - 11:00	11:00 - 12:00	12:45 - 13:45	13:45 - 14:30	14:30 - 15:30
READING	WRITING	ARITHMETIC	PROJECT	MATHS	PE
<p>THIS WORK WILL NEED TO BE SENT TO YOUR CLASS TEACHER </p> <p>Miss Naulls and Miss Panesar's Groups In today's video lesson you will be reading through chapter 2 of Coraline, then answer a series of word in context and retrieval questions. You will also be revising synonyms and antonyms. Click here for the lesson slides.</p> <p>Please complete this quiz.</p> <p>Miss Shinmar's Group <i>I was a rat- Philip Pullman.</i> In this lesson, we will read the opening chapter and engage with the text.</p> <p>Please login to Bug Club to read a book. Please read this book several times with an adult.</p> 	<p>Please complete both lessons in writing today:</p> <p>1) To generate vocabulary In this video lesson, we will look at two types of figurative language in detail: simile and personification. We will then have a go at writing our own sentences with a type of figurative language.</p> <p>2) To practise and apply knowledge of C making soft and hard sounds, including test In this video lesson, we will practise and apply rules in order to spell words with a hard and soft c sound correctly and then we will be completing a test at the end of the lesson.</p> <p>Miss Shinmar's Reading Group (B2) To make inferences based on what is said and done In this video lesson, we will be finding clues from the text to make inferences about Mother Hen.</p>	<p>THIS WORK WILL NEED TO BE SENT TO YOUR CLASS TEACHER </p> <p>Miss Naulls, Miss Panesar and Miss Virdee's Groups In today's video lesson, we will consolidate our knowledge of using the four operations using mixed numbers. You can follow along with the lesson slides here.</p> <p>Mrs Brown's Group In this lesson we will be continuing our work on fractions, decimals and percentages. Click here for the lesson slides.</p>	<p>THIS WORK WILL NEED TO BE SENT TO YOUR CLASS TEACHER</p> <p>What is the tundra? In this lesson, we are going to be learning about the climatic factors and location of the tundra. We will also learn about the flora and fauna that are present there. Once you have watched the lesson, please complete this quiz.</p> <p>You MUST complete the quiz, linked above!</p> <p>ADDITIONAL READING LESSON with Miss Fraher</p> <p>THIS WORK WILL NEED TO BE SENT TO YOUR CLASS TEACHER </p> <p>In this lesson we will focus on searching for simple clues within the text to support 'reading between the lines'.</p> <p>Please read the slides and follow along with the questions. Please complete the questions and the independent activity in your workbook.</p>	<p>Miss Naulls and Miss Panesar's Group In today's video lesson, we will begin to explore algebra by looking at one-step rules and function machines. You can follow along with the lesson slides here.</p> <p>Miss Virdee's Group In today's video lesson, In this lesson, you will build on equal parts by looking at sharing amounts equally. You will name the fractions, and using your understanding of numerator, vinculum and denominator, you will write the fraction.</p> <p>Mrs Brown's Group In the first of two lessons on ratio and proportion we will be developing our skills in understanding ratio and proportion and learning how to apply them.</p>	<p>In today's video lesson you will be based around football. Starting with jumping, hopping and side stepping warm up exercises before practicing ball skills using a variety of equipment easily available at home.</p>

Please photograph your work and send it to your class teacher using your class email address by 4:00pm for marking and feedback.

6morpurgo@williambyrd.school | 6shakespeare@williambyrd.school | 6angelou@williambyrd.school