







09:00 - 10:00	10:00 - 11:00	11:00 - 12:00	12:45 - 13:45	13:45 - 14:30	14:30 - 15:30
READING	WRITING	MATHS	PROJECT	ARITHMETIC	PE
<p>THIS WORK WILL NEED TO BE SENT TO YOUR CLASS TEACHER </p> <p>This week we will be reading chapter 1 from 'Five children and It' by E.Nesbit.</p> <p>Watch this video lesson. In this lesson you will answer a variation of multiple choice, retrieval, word context and inference style questions. Remember to use the clues and skills you have learnt in order to answer these questions.</p> <p><u>Miss Shinmar's Group</u> Today we are going to explore punctuation and how it affects the meaning of the sentence and the way we read.</p> <p>Read the PDF and complete the activities in your workbook. B2 activities</p>	<p>THIS WORK WILL NEED TO BE SENT TO YOUR CLASS TEACHER </p> <p>Investigate the letter string -fer</p> <p>In this video lesson, we will explore an interesting letter string, -fer, and investigate the two different spelling patterns that occur when a suffix is added to words that contain this letter string.</p>	<p>THIS WORK WILL NEED TO BE SENT TO YOUR CLASS TEACHER </p> <p><u>Mrs Brown's Group</u></p> <p>This morning we are looking at angles. Those around points, in a straight line, a triangle and a quadrilateral.</p> <p><u>Miss Naulls and Miss Panesar's Group</u></p> <p>In this video lesson, we will look at dividing and multiplying decimals. Watch the video and follow the PDF.</p> <p>Complete the work below: B1 Questions B1 Answers</p> <p><u>Miss Virdee's Group</u></p> <p>In this video lesson, we will look at dividing and multiplying decimals. Watch the video and follow the PDF.</p> <p>Complete the work below: B2 Questions B2 Answers</p>	<p>THIS WORK WILL NEED TO BE SENT TO YOUR CLASS TEACHER </p> <p>What are the major bones in the human body?</p> <p>In this video lesson, we will learn about the function of our skeleton as well as some of our major bones. We will also learn about different types of joints. Finally, we will discuss the differences between exoskeletons and endoskeletons.</p> <p>*****</p> <p><u>Additional Reading lesson with Miss Fraher</u></p> <p>To answer who, what, why, where, when, which, how questions, using direct reference to and quotes from text.</p> <p>PDF - questions included to complete in your book.</p> <p>Independent task to complete in your book.</p>	<p>THIS WORK WILL NEED TO BE SENT TO YOUR CLASS TEACHER </p> <p><u>Mrs Brown's Group</u></p> <p>We will revisit short and long division. Applying our skills to decimals, missing number calculations and inverse operations.</p> <p><u>Miss Naulls, Miss Panesar's and Miss Virdee's Group</u></p> <p>In this video lesson, we will look conquering long division using our acronym and the techniques we've learned in class. Watch the video and follow the PDF.</p>	<p>THIS WORK WILL NEED TO BE SENT TO YOUR CLASS TEACHER </p> <p>Rock and Roll Gymnastics</p> <p>Watch this video lesson and practice the 4 activities on tucking, rolling and standing! All you need is a floor, a towel (if you want to be more comfortable) and something to hold onto (like a sock or a ball).</p> <p>*****</p> <p><u>Additional Maths Group Additional Maths lesson with Miss Edwards</u></p> <p>To round any whole number to the nearest 10, 100 and 1000.</p> <p>PDF - questions included to complete in your book.</p> <p>Independent task to complete in your book.</p>

Please photograph your work and send it to your class teacher using your class email address by 4:00pm for marking and feedback.

6morpurgo@williambyrd.school

6shakespeare@williambyrd.school

6angelou@williambyrd.school