





09:00 - 10:00	10:00 - 11:00	11:00 - 12:00	12:45 - 13:45	13:45 – 14:30	14:30 - 15:30
READING	WRITING	ARITHMETIC	PROJECT	MATHS	Music
<p><b>THIS WORK WILL NEED TO BE SENT TO YOUR CLASS TEACHER</b> </p> <p>In today's <a href="#">video</a> lesson, you will be reading an extract from Sherlock Holmes- Shadows, Secrets and Stolen Treasure (Children's Collection) and completing the online <a href="#">quiz</a>.</p> <p><a href="#">Click here for the lesson slides.</a></p> <p><b>Miss Shinmar's Group</b> <b>To answer questions on a text (Part 1)</b> <a href="#">In this lesson</a>, we will read the next section of Mulan and answer questions.</p> <p>Please login to <a href="#">Bug Club</a> to read a book. Please read this book several times with an adult.</p> 	<p><b>THIS WORK WILL NEED TO BE SENT TO YOUR CLASS TEACHER</b> </p> <p><b>To write a character description (Part 2)</b> <a href="#">In this video lesson</a>, we will use the plan from the previous lesson to write about Macbeth's character with a main focus on two aspects of his character: at the start of the play when he is depicted as a warrior and later on when he becomes ambitious. During the lesson, the teacher will model how to use the plan and the success criteria to write two paragraphs of the character description.</p> <p><b>Miss Shinmar's Reading Group (B2)</b> <b>To write a recycled story with a problem that matters (Part 4)</b> <a href="#">In today's video lesson</a>, we will write the resolution and conclusion of our story. We will really consider what the learning for the world is.</p>	<p><b>THIS WORK WILL NEED TO BE SENT TO YOUR CLASS TEACHER</b> </p> <p><b>Miss Naulls, Miss Panesar and Miss Virdee's Groups</b> <a href="#">In today's video lesson</a>, we will use BODMAS to solve problems involving Order of Operations. <a href="#">You can follow along the PDF here.</a></p> <p><b>Mrs Brown's Group</b> <a href="#">In this lesson we will be using and applying all four operations in a variety of problem-solving situations.</a></p>	<p><a href="#">How do we produce energy? (Part 1)</a> In this lesson we will be learning about how power was historically generated and the rise in the use of electricity throughout the industrial revolution that led to huge advancements in humans' capacity to power our world.</p> <p>We will learn about non-renewable and renewable energy and consider the pros and cons of fossil fuels. You will need a piece of paper, a pencil and your brain.</p>	<p><b>Miss Naulls and Miss Panesar's Group</b> <a href="#">In today's video lesson</a>, we will continue to explore algebra by looking at forming equations. We will use bar models to form our own equations. <a href="#">Follow along with the PDF here.</a></p> <p><b>Miss Virdee's Group</b> <b>Consolidating finding non-unit fractions of quantities</b> <a href="#">In this video lesson</a>, we will use our knowledge of fractions to consolidate finding non-unit fractions of a given quantity.</p> <p><b>Mrs Brown's Group</b> In this <a href="#">video lesson</a> we will be looking at how to solve missing number problems and begin to solve problems algebraically. <a href="#">Click here for the lesson slides.</a></p>	<p><a href="#">In Miss Chamber's video lesson</a> this week we will be looking at the rhythm and beat of the song, 'Che Che Coole' and warming up our voices to this song using our Singing names from Year 3. We will follow this with a study of Florence Price and her Symphony No1 in E minor. We will be learning what her music is all about and studying this piece.</p>

Please photograph your work and send it to your class teacher using your class email address by 4:00pm for marking and feedback.

6morpurgo@williambyrd.school | 6shakespeare@williambyrd.school | 6angelou@williambyrd.school