






09:00 - 10:00	10:00 - 11:00	11:00 - 12:00	12:45 - 13:45	13:45 - 14:30	14:30 - 15:30
READING	WRITING	MATHS	PROJECT	ARITHMETIC	RE
<p><b>THIS WORK WILL NEED TO BE SENT TO YOUR CLASS TEACHER</b> </p> <p><b>Inference</b> Today we are going to recap and focus on our inference skills across a range of both simple and complex questions. We are also going to continue selecting specific vocabulary to investigate.</p> <p><b>Ms Shinhmar's Group</b> Click <a href="#">here</a> to follow Ms Shinhmar's final reading lesson for <b>module 8</b>. Then complete the <a href="#">quiz</a>!</p> <p>Please login to <a href="#">Bug Club</a> to read a book. Please read this book several times with an adult. You will need the school code: wiby</p> 	<p><b>THIS WORK WILL NEED TO BE SENT TO YOUR CLASS TEACHER</b> </p> <p><b>To practise and apply knowledge of suffixes: -able and -ible, including test</b></p> <p>In this lesson, we will practise and apply the spelling rules for the suffixes -able and -ible, spotting how they differ. We will use a spelling strategy to practise and apply the rules, and we will complete a spelling test.</p>	<p><b>THIS WORK WILL NEED TO BE SENT TO YOUR CLASS TEACHER</b> </p> <p><b>Group A</b> <b>Adding mixed numbers and fractions</b></p> <p>Watch the video and then <a href="#">complete this work</a>.</p> <p><b>Group B</b> <b>Problem solving with fractions.</b></p> <p>Watch the video and then <a href="#">complete this activity</a>.</p>	<p><b>How can we measure the size of forces?</b></p> <p>In this lesson, we will learn how we can measure the size of forces, particularly how we can measure weight. We will learn about Isaac Newton and his contribution to our knowledge of forces as well as Newtons as a unit of measurement. We will also investigate how to use a Newton meter to measure forces.</p>	<p><b>THIS WORK WILL NEED TO BE SENT TO YOUR CLASS TEACHER</b> </p> <p><b>Subtracting negative numbers</b></p> <p>Watch <a href="#">the video</a> and then complete the worksheet. Have a go at some of the reasoning questions.</p> <p><b>Group A</b> <b>Negative Numbers</b></p> <p><b>Group B</b> <b>Negative numbers Joke Code Breaker</b></p> <p><b>Reasoning 3.2</b></p> <p><a href="#">Click here</a> if you were unable to access the BBC Bitesize video during the lesson.</p>	<p><b>The Tenth Plague of Egypt</b></p> <p>Today we are continuing looking at the awful plagues of Egypt, and today's lesson will focus on the worst one of them all – The Tenth.</p> <p>Will Pharaoh let the people go? We will find out today ...</p> <p>Video clip link - <a href="#">The Tenth Plague of Egypt and the Passover - A Faith Kids Bible Story</a></p>

Please photograph your work and send it to your class teacher using your class email address by 4:00pm for marking and feedback.

5curie@williambyrd.school | 5hawking@williambyrd.school | 5jemison@williambyrd.school