





09:00 - 10:00	10:00 - 11:00	11:00 - 12:00	12:45 - 13:45	13:45 - 14:30	14:30 - 15:30
READING	WRITING	MATHS	SCIENCE	ARITHMETIC	MUSIC
<p>THIS WORK WILL NEED TO BE SENT TO YOUR CLASS TEACHER </p> <p><u>Core Group</u> Today you are continuing your work on building your retrieval skills.</p> <p><u>Ms Shinhmar's Group</u> Read the information about sharks and answer the questions either in your book or type them into the document.</p> <p>When you have designed your own fact card e-mail it and your answers to your class teacher.</p>	<p>THIS WORK WILL NEED TO BE SENT TO YOUR CLASS TEACHER </p> <p>To investigate suffixes ant and ent</p> <p>In this lesson we will look closely at the spelling patterns which can help us decide between the two suffixes –ent and –ant.</p> <p>We will look at how words are connected by spelling and meaning using word maps.</p>	<p>THIS WORK WILL NEED TO BE SENT TO YOUR CLASS TEACHER </p> <p>Finding the perimeter of a compound shape</p> <p>Yesterday you found the perimeter of rectangles and squares. Today you are going to work out the perimeter of a compound shape.</p> <p>Compound shapes are shapes where 2 or more smaller shapes.</p> <p>Complete this task.</p>	<p>How do you clone a potato?</p> <p>In this lesson, we are going to learn about the differences between sexual and asexual reproduction, particularly in plants.</p> <p>We will also learn about different methods of asexual reproduction in plants, including bulbs, runner plants and tubers.</p> <p>Finally, we will write up an experiment which will test whether you can clone a potato.</p>	<p>THIS WORK WILL NEED TO BE SENT TO YOUR CLASS TEACHER </p> <p>Converting fractions before adding</p> <p>Watch this video before practising converting and then adding fractions.</p> <p>Complete this task.</p>	<p>To classify instruments</p> <p>This lesson begins with a warm up song, followed by exploring the families of the orchestra - in particular, the percussion family.</p> <p>We will explore how the instruments are classified and sort some of our own sound sources in the home based on their timbre.</p>

Please photograph your work and send it to your class teacher using your class email address by 4:00pm for marking and feedback.

5curie@williambyrd.school

5hawking@williambyrd.school

5jemison@williambyrd.school