







09:00 - 10:00	10:00 - 11:00	11:00 - 12:00	12:45 - 13:45	13:45 - 14:30	14:30 - 15:30
READING	WRITING	MATHS	PROJECT	ARITHMETIC	PE
<p>THIS WORK WILL NEED TO BE SENT TO YOUR CLASS TEACHER </p> <p>The Rush for Gold Have a read of the text 'The Rush for Gold' then answers the reading quiz with text related questions! Make sure you put your name and class on the quiz so we know it's you! Good Luck!</p> <p>Click here for reading quiz.</p> <p>Ms Shinhmar's Group Click here to follow Ms Shinhmar's reading lesson for module 8.</p> <p>Please login to Bug Club to read a book. Please read this book several times with an adult. You will need the school code: wiby</p> 	<p>THIS WORK WILL NEED TO BE SENT TO YOUR CLASS TEACHER </p> <p>To edit your writing</p> <p>In this lesson you will be given feedback to help you improve your descriptive writing from last week. Please make sure you are sending this edited work to your teacher.</p> <p>These resources might help:</p> <ul style="list-style-type: none"> • Adjectives word mat • Senses word mat • Conjunctions word mat 1 • Conjunctions word mat 2 	<p>THIS WORK WILL NEED TO BE SENT TO YOUR CLASS TEACHER </p> <p>Group A</p> <p>Adding fractions</p> <p>Watch the video and then use the pictures of the sheet to help you calculate these fractions.</p> <p>Complete this work.</p> <p>Group B</p> <p>Multiplying fractions</p> <p>Watch the video and then complete this work about multiplying fractions.</p> <p>Complete this work.</p>	<p>THIS WORK WILL NEED TO BE SENT TO YOUR CLASS TEACHER </p> <p>End of unit separating mixtures</p> <p>Watch this video and then complete the task summarising what we have learned in this unit. You can go back in your book to remind yourself of what you have already learned.</p>	<p>THIS WORK WILL NEED TO BE SENT TO YOUR CLASS TEACHER </p> <p>Finding percentages of amounts</p> <p>In this lesson, we will be using the skills we started developing last week to find percentages of amounts</p> <p>Watch this video and then complete your worksheet. There are also some reasoning questions for you to complete.</p> <p>Reasoning 1.2</p> <p>Log on to MyMaths to go through percentages!</p>	<p>Fitness circuits</p> <p>Please complete your activities with Mr Baker here.</p>

Please photograph your work and send it to your class teacher using your class email address by 4:00pm for marking and feedback.

Scurie@williambyrd.school | Shawking@williambyrd.school | 5jemison@williambyrd.school