







09:00 - 10:00	10:00 - 11:00	11:00 - 12:00	12:45 - 13:45	13:45 - 14:30	14:30 - 15:30
READING	WRITING	MATHS	PROJECT	ARITHMETIC	PE
<p>THIS WORK WILL NEED TO BE SENT TO YOUR CLASS TEACHER </p> <p>Our book covers</p> <p>To use all the information, we already know about the characters, plot and descriptions to design our own book covers for this story. We are going to choose the best one in Year 5 so make sure you put lots of effort in!</p> <p>Ms Shinhmar's Group Click here to follow Ms Shinhmar's reading lesson for module 10.</p> <p>Here are some more resources to help you with this module:</p> <p>Speed Words Green Words Red Words Multi-Syllabic Words</p> <p>Please login to Bug Club to read a book. Please read this book several times with an adult. You will need the school code: wiby</p> 	<p>THIS WORK WILL NEED TO BE SENT TO YOUR CLASS TEACHER </p> <p>To write a diary entry</p> <p>In this lesson, we will write a diary entry from the perspective of Tristan from The Viewer. We'll use a plan and success criteria to help us write.</p>	<p>THIS WORK WILL NEED TO BE SENT TO YOUR CLASS TEACHER </p> <p>Both groups: Check you know how many days are in each month of the year by watching this video. Or remembering the information on this poster.</p> <p>Group A Problem solving with fractions Watch this video and then complete the activity.</p> <p>Group B Writing decimals Watch this video and then complete the activities.</p>	<p>THIS WORK WILL NEED TO BE SENT TO YOUR CLASS TEACHER </p> <p>Who ruled Ancient Egypt?</p> <p>In this lesson, we will learn about the Old, Middle and New Kingdoms of Egypt and the pharaohs who ruled.</p>	<p>THIS WORK WILL NEED TO BE SENT TO YOUR CLASS TEACHER </p> <p>Multiplying fractions by numbers</p> <p>In this lesson, we will be recapping our skills of multiplying fractions by numbers.</p> <p>Watch the video and then answer your worksheet. Arithmetic</p> <p>Have a go at Code Hunting! Y5 Multiplying Fractions QR Challenge Cards</p>	<p>My Sports Superstar</p> <p>In school, we are looking for our sports superstars. These are people in the school who put lots of effort into their sports and PE.</p> <p>For today's task, I want you to find your own sports superstar – someone to admire in the sporting world e.g. Usain Bolt, Harry Kane, Jessica Ennis etc. You need to make a poster telling me all about your sporting superstar. You need to include:</p> <p><i>What sport do they do?</i> <i>Why are they successful?</i> <i>Background information</i> <i>Fun facts</i> <i>A picture of your superstar</i></p> <p>We are going to be choosing the best posters in the whole year group to be displayed on the walls when we go back to school.</p> <p>Sporting superstar suggestions:</p> <p>Usain Bolt – Athletics Harry Kane – Football Jessica Ennis – Athletics Ellie Simmonds – Swimming Hannah Whelan – Gymnastics Louis Hamilton – Racer Nicola Adams – Boxer</p>

Please photograph your work and send it to your class teacher using your class email address by 4:00pm for marking and feedback.

Scurie@williambyrd.school | Shawking@williambyrd.school | Sjemison@williambyrd.school