





09:00 - 10:00	10:00 - 11:00	11:00 - 12:00	12:45 - 13:45	13:45 - 14:30	14:30 - 15:30
READING	WRITING	MATHS	SCIENCE	ARITHMETIC	PSHE
<p>THIS WORK WILL NEED TO BE SENT TO YOUR CLASS TEACHER </p> <p>Words in Context</p> <p>This follows the same structure as the lessons you are used to in school. Open this PDF, put your date and title and work through. Please email with any question you have about any of the work today.</p> <p><u>Ms Shinhmar's group</u></p> <p>Ms Shinhmar is going to be resourcing lessons so you can continue your normal learning. For today, click here and make sure you know how to choose books of the same book band colour she is giving you to take home. Choose a book to read and write a summary of what happens in it.</p>	<p>THIS WORK WILL NEED TO BE SENT TO YOUR CLASS TEACHER </p> <p>To understand the features of a persuasive letter</p> <p>We are going to be learning all about what it means to persuade someone and will look closely the features of a persuasive letter.</p>	<p>THIS WORK WILL NEED TO BE SENT TO YOUR CLASS TEACHER </p> <p>Calculating Perimeter</p> <p>Watch the video and work in your book as you go.</p> <p>Choose between the core activity and the extension activity (you can do both if you choose or start on one and go onto the other). Please email your class email address with any questions.</p>	<p>Why do plants have flowers?</p> <p>In this lesson, we are going to learn about the different parts of a flower. We will also learn about the stages of a life cycle of a flowering plant as well as some different methods for pollination and seed dispersal.</p>	<p>THIS WORK WILL NEED TO BE SENT TO YOUR CLASS TEACHER </p> <p>How to add 4 digit numbers</p> <p>Follow the video reminding you how to add two 4 digit numbers.</p>	<p>Hazards in the home</p> <p>Children will learn what a hazard is and how to spot them in their own homes through a series of images shown. Children will then carry out a basic risk assessment on a room of their choice.</p>

Please photograph your work and send it to your class teacher using your class email address by 4:00pm for marking and feedback.

5curie@williambyrd.school

5hawking@williambyrd.school

5jemison@williambyrd.school