







09:00 - 10:00	10:00 - 11:00	11:00 - 12:00	12:45 - 13:45	13:45 – 14:30	14:30 - 15:30
READING	WRITING	MATHS	PROJECT	ARITHMETIC	RE
<p><b>THIS WORK WILL NEED TO BE SENT TO YOUR CLASS TEACHER</b> </p> <p><b>Inference</b></p> <p>Today, we are going to use our retrieval and vocabulary skills to answer extended, detailed questions using evidence from the text. This is our most advanced reading skill so make sure you pay close attention and try your very hardest!</p> <p>Starter video link - <a href="#">Frozen- Meeting Olaf Clip</a></p> <p><b>Ms Shinhmar's Group</b> Click <a href="#">here</a> to follow Ms Shinhmar's reading lesson for <a href="#">module 10</a>.</p> <p>Please login to <a href="#">Bug Club</a> to read a book. Please read this book several times with an adult. You will need the school code: wiby</p> 	<p><b>THIS WORK WILL NEED TO BE SENT TO YOUR CLASS TEACHER</b> </p> <p><b>Similes, adverbs for how and conjunctions</b></p> <p>Follow the video writing in your books as you go.</p>	<p><b>THIS WORK WILL NEED TO BE SENT TO YOUR CLASS TEACHER</b> </p> <p><b>Group A</b> <b>Multiplying fractions</b></p> <p>Watch <a href="#">this</a> video and then <a href="#">complete the tasks</a>.</p> <p><b>Group B</b> <b>Writing decimals as fractions</b></p> <p>Watch <a href="#">this</a> video and then <a href="#">complete the tasks</a>.</p>	<p><b>THIS WORK WILL NEED TO BE SENT TO YOUR CLASS TEACHER</b> </p> <p><b>How did the Ancient Egyptians travel and trade?</b></p> <p>In this lesson, we will learn about how the Ancient Egyptians used the River Nile for the majority of their travel and to trade with other countries.</p>	<p><b>THIS WORK WILL NEED TO BE SENT TO YOUR CLASS TEACHER</b> </p> <p><b>Long Multiplication</b></p> <p>Today we will be practising our skill of long multiplication!</p> <p>Watch the video and then answer your worksheet. Remember to show your working out!</p> <p><a href="#">Arithmetic Multiplication</a></p> <p><a href="#">Arithmetic 25.2.21 R +PS</a></p>	<p><b>An introduction to Holi</b></p> <p>Join Miss Morris as you adventure into your next RE festival of Holi. Today, we will begin to look at what Holi is and how Hindus celebrate it – This is going to be so much fun!</p> <p>Video clip link - <a href="#">Religious Studies KS2: Celebrating the festival of Holi</a></p>

Please photograph your work and send it to your class teacher using your class email address by 4:00pm for marking and feedback.

[Scurie@williambyrd.school](mailto:Scurie@williambyrd.school) | [Shawking@williambyrd.school](mailto:Shawking@williambyrd.school) | [Sjemison@williambyrd.school](mailto:Sjemison@williambyrd.school)