




09:00 - 10:00	10:00 - 11:00	11:00 - 12:00	12:45 - 13:45	13:45 – 14:30	14:30 - 15:30
READING	WRITING	MATHS	SCIENCE	ARITHMETIC	PE
<p>How the Leaves Came Down</p> <p>Independently, have a read of the text 'How the Leaves Came Down' and answer text related questions on the quiz!</p> <p>Good luck!</p> <p>Click here for the reading text. Click here for the reading quiz.</p> <p>Ms Shinhmar's Group</p> <p>Click here to follow Ms Shinhmar's reading lesson for module 7.</p> <p>Please login to Bug Club to read a book. Please read this book several times with an adult. School code: wiby</p> 	<p>THIS WORK WILL NEED TO BE SENT TO YOUR CLASS TEACHER </p> <p>Editing</p> <p>We really want to see you editing your work to include as many Y5 skills as you can.</p> <p>We had a read of all of the persuasive letters and have identified a few things which lots of children made mistakes on. Watch the video, edit your letter from last week in a different colour and then send it back to your teacher.</p> <p>Y5 tick list</p>	<p>Maths assessment</p> <p>We are one third of the way through our unit on fractions and so we are going to do an assessment to see what you have learned and what we need to cover next. We will sort you into groups based on this assessment so we can focus on the skills you most need to cover.</p> <p>You can work your answers out on paper and then click on the answer in this multiple choice quiz. You do not have to submit your working out to your teacher.</p>	<p>How can you separate a mixture of sand, salt and water?</p> <p>In this lesson we will learn about how to separate soluble and insoluble solids from water.</p>	<p>THIS WORK WILL NEED TO BE SENT TO YOUR CLASS TEACHER </p> <p>Remainders as fractions</p> <p>In this lesson, we will be recapping short division but focusing on writing our remainders as fractions.</p> <p>Watch this video and then complete this worksheet.</p>	<p>Themes for our dance</p> <p>Warm Up – Have a go at Miss Morris' new warm up to make sure our heart is pumping!</p> <p>Main task</p> <p>Have a watch of the video clip below to brainstorm ideas for what themes we could have for our dance.</p> <p>Physical Education KS1 / KS2: Dance Zone - Simple Movement Patterns - BBC Teach</p> <p>After watching the video, I want you to brainstorm your own ideas for dance themes. You could be telling a story or just having fun.</p> <p>Come up with some of your own cool moves to put into your dance – think back to last week's balancing lesson if you are stuck.</p> <p>Don't forget to send us pictures! Good Luck and have fun!</p>

Please photograph your work and send it to your class teacher using your class email address by 4:00pm for marking and feedback.

Scurie@williambyrd.school | Shawking@williambyrd.school | Sjemison@williambyrd.school