




09:00 - 10:00	10:00 - 11:00	11:00 - 12:00	13:00 - 14:00	14:00 - 14:30	14:30 - 15:00	
READING	WRITING	BIRDS – LIVE LESSON	MATHS	PROJECT	PE	STORY TIME
<p><b>THIS WORK WILL NEED TO BE SENT TO YOUR CLASS TEACHER</b> </p> <p><a href="#">5E lesson – Inference</a> <a href="#">5E Lesson slides</a> <a href="#">Tourist Information text</a></p> <p><b>RWI</b> For those of you that go out for RWI Freshstart, click on your group name.</p> <p><a href="#">Mrs Golar’s speed sounds</a> <a href="#">Mrs Golar’s lesson</a></p> <p><a href="#">Mr Wilkinson’s speed sounds</a> <a href="#">Mr Wilkinson’s text</a> <a href="#">Mr Wilkinson’s lesson</a></p> <p><a href="#">Miss Swallow’s speed sounds</a> <a href="#">Miss Swallow’s text</a> <a href="#">Miss Swallow’s lesson</a></p> <p>Please login to Bug Club to read a book. Please read this book several times with an adult. </p>	<p><b>Effective sentences</b></p> <p>We will be focusing on powerful adverbs, pronouns and conjunctions.</p> <p>Use the link below to remind you how to lay out your double page.</p> <p><a href="#">Layout</a></p> <p>Only complete the activity below, if you have been told to do so by your teacher.</p> <p><a href="#">Table</a></p>	<p>Are you ready to get out and about this Winter? Gather up, Winter watchers! Learn some key skills to help you get outdoors and find out more about the birds in your environment with a very special <a href="#">Live Lesson</a>.</p>	<p><b>THIS WORK WILL NEED TO BE SENT TO YOUR CLASS TEACHER</b> </p> <p><a href="#">Dividing 3-digit numbers by 1 digit</a></p> <p>In today's lesson, we will be exploring how to use the short division algorithm with regrouping in one place value column.</p> <p>Please complete one of the sheets below and not the activity in the video.</p> <p><a href="#">Sheet 1</a> <a href="#">Sheet 2</a></p> <p><i>Only complete Sheet 1 unless you have been told to complete Sheet 2 by your teacher.</i></p>	<p><b>Once you have completed the lesson you must complete the quiz which is linked below.</b></p> <p><a href="#">How can we protect against earthquakes?</a></p> <p>In this lesson, we are going to be learning about measures cities have taken to protect their people and the city’s infrastructure against earthquakes.</p> <p><a href="#">Complete this quiz.</a></p>	<p>In today’s lesson, we will begin with a warm-up and will then be practising basketball shots.</p>	<p><a href="#">Chapter 16 – Mr Stink</a> Read by Miss Beggs</p>

Please photograph your work and send it to your class teacher using your class email address by 4:00pm for marking and feedback.

[4tendulkar@williambyrd.school](mailto:4tendulkar@williambyrd.school) | [4simmonds@williambyrd.school](mailto:4simmonds@williambyrd.school) | [4farah@williambyrd.school](mailto:4farah@williambyrd.school)