





09:00 - 10:00	10:00 - 11:00	11:00 - 12:00	13:00 - 14:00	14:00 - 15:00	
READING	WRITING	MATHS	PROJECT	PE	STORY TIME
<p>THIS WORK WILL NEED TO BE SENT TO YOUR CLASS TEACHER </p> <p>Words in context 5E video lesson 5E lesson slides Tourist information text</p> <p>RWI For those of you that go out for RWI Freshstart, click on your group name:</p> <p>Mrs Golar's speed sounds Mrs Golar's lesson</p> <p>Mr Wilkinson's speed sounds Mr Wilkinson's text Mr Wilkinson's lesson</p> <p>Miss Swallow's speed sounds Miss Swallow's text Miss Swallow's lesson</p> <p>Please login to Bug Club to read a book. Please read this book several times with an adult.</p> 	<p>Letter Writing</p> <p>In today's lesson, we will start our new unit of Writing on the text 'The Day the Crayons Quit'. For each lesson, you will work on a double page creating three different learning chunks, with a thinking side on the left and the writing side on the right. Look at this picture below.</p> <p>Layout</p> <p>For today's lesson we will be focusing on alliteration, feelings and direct address.</p>	<p>THIS WORK WILL NEED TO BE SENT TO YOUR CLASS TEACHER </p> <p>Multiplying by 10 and 100</p> <p>In this lesson you will learn to multiply numbers by 10 and 100.</p> <p>Please complete one of the sheets below:</p> <p>Sheet 1 Sheet 2</p> <p><i>Only complete Sheet 1 unless you have been told to complete Sheet 2 by your teacher.</i></p>	<p>THIS WORK WILL NEED TO BE SENT TO YOUR CLASS TEACHER </p> <p>Tectonic plates</p> <p>In this lesson, we will recap last week's learning on tectonic plates.</p>	<p>Start your PE lesson with a warm up from Miss Morris.</p> <p>Click here for your lesson.</p>	<p>Mr Stink - Chapter 13</p> <p>Read by Miss Page.</p>

Please photograph your work and send it to your class teacher using your class email address by 4:00pm for marking and feedback.

4tendulkar@williambyrd.school | 4simmonds@williambyrd.school | 4farah@williambyrd.school