





09:00 - 10:00	10:00 - 11:00	11:00 - 12:00	13:00 - 14:00	14:00 - 15:00	
READING	WRITING	MATHS	PROJECT	PE	STORY TIME
<p>THIS WORK WILL NEED TO BE SENT TO YOUR CLASS TEACHER </p> <p>5E lesson – Words in context The Iron Man Chapter 1</p> <p>RWI For those of you that go out for RWI Freshstart, click on your group name.</p> <p>Mrs Golar’s speed sounds Mrs Golar’s lesson</p> <p>Mr Wilkinson’s speed sounds Mr Wilkinson’s text Mr Wilkinson’s lesson</p> <p>Miss Swallow’s speed sounds Miss Swallow’s text Miss Swallow’s lesson</p> <p>Please login to Bug Club to read a book. Please read this book several times with an adult.</p> 	<p>THIS WORK WILL NEED TO BE SENT TO YOUR CLASS TEACHER </p> <p>Narrative writing: Vocabulary</p> <p>In this lesson, we will generate vocabulary for the build-up scene in 'The Borrowers'. We will generate vocabulary and show not tell to show how the characters are feeling. In this lesson, you will need an exercise book or some paper and a pencil.</p>	<p>THIS WORK WILL NEED TO BE SENT TO YOUR CLASS TEACHER </p> <p>Calculating the perimeter of rectilinear shapes 2</p> <p>In this lesson, we will learn how to calculate the perimeter of composite shapes.</p> <p>Please complete one of the sheets below:</p> <p>Sheet 1 Sheet 2</p> <p><i>Only complete Sheet 1 unless you have been told to complete Sheet 2 by your teacher.</i></p>	<p>What is the Earth made of?</p> <p>In this lesson, we are going to be learning about the structure of the earth, what the earth is made of and where volcanoes and earthquakes occur and why.</p>	<p>Fitness circuit</p> <p>In today’s lesson you will complete body weight exercises and work on balance.</p>	<p>Chapter 8 – Mr Stink</p> <p>Read by Miss Page</p>

Please photograph your work and send it to your class teacher using your class email address by 4:00pm for marking and feedback.

4tendulkar@williambyrd.school | 4simmonds@williambyrd.school | 4farah@williambyrd.school