




09:00 - 10:00	10:00 - 11:00	11:00 - 12:00	13:00 - 14:00	14:00 – 14.30	14:30 – 15:00
WRITING – LIVE LESSON	MATHS	READING	COMPUTING	MUSIC	HISTORY
<p><b>THIS WORK WILL NEED TO BE SENT TO YOUR CLASS TEACHER</b> </p> <p><b>Click on the zoom link to join your lesson on Sentence Stacking:</b></p> <p><b>4 Farah</b> Join Zoom Meeting <a href="https://zoom.us/j/94550461866?pwd=K050M3BEMDV6NmICVIBuc0dzRDM2dz09">https://zoom.us/j/94550461866?pwd=K050M3BEMDV6NmICVIBuc0dzRDM2dz09</a> Meeting ID: 945 5046 1866 Passcode: 4farah</p> <p><b>4Simmonds</b> Join Zoom Meeting <a href="https://zoom.us/j/6528661619?pwd=VU9aYXpxRU5udTNubmhTNzdpWERwdz09">https://zoom.us/j/6528661619?pwd=VU9aYXpxRU5udTNubmhTNzdpWERwdz09</a> Meeting ID: 652 866 1619 Passcode: 4Simmonds</p> <p><b>4Tendulkar</b> Join Zoom Meeting <a href="https://us04web.zoom.us/j/7098038068?pwd=bU9vTUNLczJkemZvUjllaWVrY0g1Zz09">https://us04web.zoom.us/j/7098038068?pwd=bU9vTUNLczJkemZvUjllaWVrY0g1Zz09</a> Meeting ID: 709 803 8068 Passcode: 4Tendulkar</p>	<p><b>THIS WORK WILL NEED TO BE SENT TO YOUR CLASS TEACHER</b> </p> <p>Fractions of quantities In this <a href="#">lesson</a> we will be solving worded problems involving finding non-unit fractions of quantities</p>	<p><b>THIS WORK WILL NEED TO BE SENT TO YOUR CLASS TEACHER</b> </p> <p>In this <a href="#">lesson</a> the children will make inferences about what this book is about by looking at pictures, they will then consider the text type and finally they will generate their own question about Walter Tull.</p>	<p>In this <a href="#">lesson</a> you will consider how the if... then... else... structure can be used to identify two responses to a binary question (yes or no). You will learn how questions can be asked in Scratch and how the answer is used to control the outcomes. You will then design a program that uses selection to direct the flow of the program.</p>	<p>In this <a href="#">lesson</a> you will learn about pulse and rhythm. You will learn some new songs and keep a steady pulse. You will then use musical symbols to perform rhythms. To finish there is a quiz to test your knowledge!</p>	<p>In this <a href="#">lesson</a> you will learn about the Domesday book. Your task is to answer these questions in your book:</p> <ol style="list-style-type: none"> <li>1. <i>What is the Domesday Book?</i></li> <li>2. <i>Why did William make the Domesday Book?</i></li> <li>3. <i>What information is contained in the Domesday Book?</i></li> </ol>

Please photograph your work and send it to your class teacher using your class email address by 4:00pm for marking and feedback.

4tendulkar@williambyrd.school | 4simmonds@williambyrd.school | 4farah@williambyrd.school