





09:00 - 10:00	10:00 - 11:00	11:00 - 12:00	13:00 - 14:00	14:00 - 15:00	
READING	WRITING	MATHS	PROJECT	PSHE	STORY TIME
<p>THIS WORK WILL NEED TO BE SENT TO YOUR CLASS TEACHER </p> <p>5E Lesson – Retrieval The Iron Man Chapter 1</p> <p>RWI For those of you that go out for RWI Freshstart, click on your group name.</p> <p>Mrs Golar’s speed sounds Mrs Golar’s lesson</p> <p>Mr Wilkinson’s speed sounds Mr Wilkinson’s text Mr Wilkinson’s lesson</p> <p>Miss Swallow’s speed sounds Miss Swallow’s text Miss Swallow’s lesson</p> <p>Please login to Bug Club to read a book. Please read this book several times with an adult.</p> 	<p>Narrative writing: Build-up plan</p> <p>In this lesson, we will be focusing on the build-up scene in an episode of 'The Borrowers'. We will plan our ideas and generate vocabulary that can be applied to our writing. In this lesson, you will need an exercise book or some paper and a pencil.</p>	<p>THIS WORK WILL NEED TO BE SENT TO YOUR CLASS TEACHER </p> <p>Understanding area</p> <p>In this lesson, we will look at the difference between perimeter and area and learn a strategy for calculating area.</p> <p>Please complete one of the sheets below:</p> <p>Sheet 1 Sheet 2</p> <p><i>Only complete Sheet 1 unless you have been told to complete Sheet 2 by your teacher.</i></p>	<p>THIS WORK WILL NEED TO BE SENT TO YOUR CLASS TEACHER </p> <p>What are folds mountains?</p> <p>In this lesson, we are going to be learning about mountain ranges across the world and how they are formed. We will also learn about how ocean trenches are formed.</p>	<p>Picture Wise</p> <p>In this lesson, we are going to be learning about the dangers of sharing online.</p>	<p>Chapter 9 – Mr Stink</p> <p>Read by Miss Swallow</p>

Please photograph your work and send it to your class teacher using your class email address by 4:00pm for marking and feedback.

4tendulkar@williambyrd.school | 4simmonds@williambyrd.school | 4farah@williambyrd.school