





09:00 - 10:00	10:00 - 11:00	11:00 - 12:00	13:00 - 14:00	14:00 - 15:00	
READING	WRITING	MATHS	PROJECT	PE	STORY TIME
<p>THIS WORK WILL NEED TO BE SENT TO YOUR CLASS TEACHER </p> <p>Your teacher will tell you which group you are in for reading.</p> <p>This week we are focusing on The Class Trip.</p> <p>Continuing with our text, The Class Trip we will focus today on fact retrieval.</p> <p>You will need your home learning book, a pencil and the text. Click here for your lesson.</p> <p><u>Blue Group</u> Your focus sound today is 'igh' Video lesson part 1 Video lesson part 2 Day 2 Hairy Fairy</p> <p><u>Pink Group</u> Your focus sound today is 'ir' Video lesson</p> <p><u>Red Group</u> Your focus sound today is 'ch' Video lesson</p>	<p>THIS WORK WILL NEED TO BE SENT TO YOUR CLASS TEACHER </p> <p>To describe two contrasting settings and characters</p> <p>In this lesson, we will develop vocabulary to describe the characters and the setting.</p> <p><u>Independent Task</u> Please complete the activities on the slides as well as the video.</p>	<p>THIS WORK WILL NEED TO BE SENT TO YOUR CLASS TEACHER </p> <p>Your teacher will tell you which maths group you are in.</p> <p><u>Maths Group A</u> In this lesson we will use related facts to solve multiplication problems involving multiples of 10. Click the link for the lesson video.</p> <p>Click here for your independent work.</p> <p><u>Maths Group B</u> In this lesson we will make equal groups and make further links to multiplication. Click the link for the lesson video.</p> <p>Click here for your independent work.</p> <p><u>'Extra Maths' with Miss Silvester</u> In this lesson we will look at making fact families using number facts. Click here for your lesson.</p> <p>Click here for the activity.</p>	<p>THIS WORK WILL NEED TO BE SENT TO YOUR CLASS TEACHER </p> <p>What are the parts and functions of a plant?</p> <p>In this lesson, we will learn the five basic parts of a plant and write a conclusion for our practical experiment.</p>	<p>Today we are going to learn a dance routine.</p> <p>Click here to see the video and you can pause and rewind as often as you need to. Once you have learnt it, we would love to see it!</p> <p>Please ask your adult to record it and e-mail it to your class teacher. Adults, please get involved to!!</p>	<p>Stig of the Dump - Chapter 2</p> <p>Watch your teacher read the story.</p>

Please photograph your work and send it to your class teacher using your class email address by 4:00pm for marking and feedback.

3lovelace@williambyrd.school

3brunel@williambyrd.school

3newton@williambyrd.school