






09:00 - 10:00	10:00 - 11:00	11:00 - 12:00	13:00 - 14:00	14:00 - 15:00	
READING	WRITING	MATHS	PROJECT	PE	STORY TIME
<p>THIS WORK WILL NEED TO BE SENT TO YOUR CLASS TEACHER </p> <p><b>Comprehension Group</b> This week we are exploring a text called <b>Nana</b>. Today we will focus on fact retrieval. <a href="#">Click here to access your lesson.</a></p> <p><i>Watch your phonics lessons below:</i></p> <p><b>Blue Group</b> <a href="#">Click here to view your lesson.</a> <a href="#">Practice your words here.</a></p> <p><b>Pink Group</b> <a href="#">Click here to view your lesson.</a></p> <p><b>Red Group</b> <a href="#">Click here to view your lesson.</a></p> <p>Please log in to <a href="#">Bug Club</a> to read a book. Please read this book several times with an adult. </p>	<p>THIS WORK WILL NEED TO BE SENT TO YOUR CLASS TEACHER </p> <p><a href="#">Lesson - simple, compound and complex sentences</a></p> <p>In this grammar lesson, we will revise the different sentence types: simple, compound and complex.</p> <p><a href="#">Please complete the activity on the slides.</a></p>	<p>THIS WORK WILL NEED TO BE SENT TO YOUR CLASS TEACHER </p> <p><b>Group A</b> <a href="#">Tally Charts and Tables</a> Please answer the questions for all activities in your workbook.</p> <p>Complete these activities: <a href="#">Activity 1</a> <a href="#">Extension Activity</a></p> <p><b>Group B</b> <a href="#">Tally Charts</a> Please answer the questions for all activities in your workbook.</p> <p><a href="#">Complete this activity.</a></p> <p><b>Extra Maths</b> <a href="#">Click here for your lesson.</a> Please answer the questions for all activities in your workbook.</p> <p><a href="#">Complete this activity.</a></p>	<p>THIS WORK WILL NEED TO BE SENT TO YOUR CLASS TEACHER </p> <p><a href="#">What are fold mountains?</a></p> <p>In this lesson, we are going to be learning about mountain ranges across the world and how they are formed.</p> <p>We will also learn about how ocean trenches are formed.</p>	<p><a href="#">Click here to view your PE lesson for today.</a></p>	<p>Today we are starting a new story! Roald Dahl Witches.</p> <p><a href="#">Click here to see your class teacher read the story.</a></p>

Please photograph your work and send it to your class teacher using your class email address by 4:00pm for marking and feedback.

3lovelace@williambyrd.school | 3brunel@williambyrd.school | 3newton@williambyrd.school