






09:00 - 10:00	10:00 - 11:00	11:00 - 12:00	13:00 - 14:00	14:00 - 15:00	STORY TIME
READING	WRITING	MATHS	PROJECT	PE	
<p>THIS WORK WILL NEED TO BE SENT TO YOUR CLASS TEACHER </p> <p>Comprehension Group Today and tomorrow we are exploring text 2 My Birthday.</p> <p>Today we will focus on Vocabulary and summarising Click here to access your lesson.</p> <p><i>Watch your phonics lessons below:</i></p> <p>Blue Group Click here to view your lesson. Practice your words here.</p> <p>Pink Group Click here to view your lesson.</p> <p>Red Group Click here to view your lesson.</p> <p>Please log in to Bug Club to read a book. Please read this book several times with an adult.</p> 	<p>THIS WORK WILL NEED TO BE SENT TO YOUR CLASS TEACHER </p> <p>To write the opening setting description</p> <p>In this lesson, we will prepare and write our opening. We will revise what we need and look at notes made in earlier lessons.</p> <p>Please complete this activity.</p>	<p>THIS WORK WILL NEED TO BE SENT TO YOUR CLASS TEACHER </p> <p>Group A 4X tables Interpret pictograms Please answer the questions for all activities in your workbook.</p> <p>Complete this maths activity.</p> <p>Group B 3X tables Interpret pictograms Please answer the questions for all activities in your workbook.</p> <p>Complete this maths activity.</p> <p>Extra Maths Group Watch this video</p> <p>Complete this maths activity.</p>	<p>THIS WORK WILL NEED TO BE SENT TO YOUR CLASS TEACHER </p> <p>How does an earthquake occur?</p> <p>In this lesson, we are going to be learning about why tectonic plates move, what an earthquake is and why they occur.</p>	<p>Click here for your warm-up.</p> <p>Beat the deck What's required: a pack of cards</p> <p>How to play: split the picture cards (jack, queen, king) from the number cards (a – 10) King - star jumpsqueen = speed bounce Jack - shuttlerun Ace - 10 = how many repetitions.</p> <p>Spread the two piles of cards face down at either side of the room. Go to the numbers pile and pick a card and then run to the picture pile and pick a card.</p> <p>Perform that exercise for the number of repetitions chosen. For example: 3 of hearts + king of spades = 3 x star jumps.</p>	<p>Witches – Chapter 3</p>

Please photograph your work and send it to your class teacher using your class email address by 4:00pm for marking and feedback.

3lovelace@williambyrd.school | 3brunel@williambyrd.school | 3newton@williambyrd.school