





09:00 - 10:00	10:00 - 11:00	11:00 - 12:00	13:00 - 14:00	14:00 - 15:00	
READING	WRITING	MATHS	PROJECT	RE	STORY TIME
<p><b>THIS WORK WILL NEED TO BE SENT TO YOUR CLASS TEACHER</b> </p> <p>Your teacher will tell you which group you are in for reading.</p> <p>This week we are focusing on <a href="#">The Class Trip</a>.</p> <p>Continuing with our text, The Class Trip, we will focus today on fact retrieval.</p> <p>You will need your home learning book, a pencil and the text. <a href="#">Click here for your lesson.</a></p> <p><u>Blue Group</u> Daily sound is ow (blow the snow) <a href="#">Video lesson</a> Hairy Fairy</p> <p><u>Pink Group</u> The focus sound today is 'oo' <a href="#">Video lesson</a></p> <p><u>Red Group</u> The focus sound today is 'th' <a href="#">Video lesson</a></p>	<p><b>THIS WORK WILL NEED TO BE SENT TO YOUR CLASS TEACHER</b> </p> <p><a href="#">To write the opening of a narrative</a></p> <p>In this lesson, we will write the opening of a narrative linked to 'The man on the moon' Children need to complete the tasks on the slides as well as the video</p> <p><u>Independent Task</u> Please complete the activities on <a href="#">the slides</a> as well as the video.</p>	<p><b>THIS WORK WILL NEED TO BE SENT TO YOUR CLASS TEACHER</b> </p> <p>Your teacher will tell you which maths group you are in.</p> <p><u>Maths Group A</u> In this lesson we will multiply 2 digit numbers by a 1digit number. Please watch the 2 online links before completing the activity sheet. <a href="#">Multiply 2-digits by 1-digit (no exchange) activity on Vimeo</a></p> <p><a href="#">Multiply 2-digits by 1-digit on Vimeo</a></p> <p><a href="#">Click here for your independent work</a></p> <p><u>Maths Group B</u> In this lesson we will look at equal groups and make links to repeated addition. <a href="#">Add equal groups on Vimeo</a></p> <p><a href="#">Click here for your independent work</a></p> <p><u>'Extra Maths' with Miss Silvester</u> In this lesson we will look at multiplying a 2-digit number by a 1-digit number.</p> <p><a href="#">Click here for your lesson</a> <a href="#">Click here for activity 1</a> <a href="#">Click here for activity 2</a></p>	<p><b>THIS WORK WILL NEED TO BE SENT TO YOUR CLASS TEACHER</b> </p> <p><a href="#">What are the parts and functions of a flower?</a></p> <p>In this lesson we will identify the flowering parts of a plant and learn about their functions.</p>	<p>Who was Jesus?</p> <p>For this half term we are going to explore Christianity. Please follow the link to access the lesson.</p>	<p>Stig of the Dump - Chapter 3</p> <p>Listen to your teacher read the story.</p>

**Please photograph your work and send it to your class teacher using your class email address by 4:00pm for marking and feedback.**

**3lovelace@williambyrd.school | 3brunel@williambyrd.school | 3newton@williambyrd.school**