




09:00 - 10:00	10:00 - 11:00	11:00 - 12:00	13:00 - 14:00	14:00 - 15:00	
READING	WRITING	MATHS	PROJECT	PSHE	STORY TIME
<p><b>THIS WORK WILL NEED TO BE SENT TO YOUR CLASS TEACHER</b> </p> <p><b>Comprehension Group</b> This week we are exploring a text called <a href="#">Nana</a>.</p> <p>Today we will focus on vocabulary. <a href="#">Click here to access your lesson.</a></p> <p><b>Blue Group</b> <a href="#">Click here to watch your lesson.</a> Click here to complete this <a href="#">phonics activity</a>.</p> <p><b>Pink group</b> <a href="#">Click here to watch your lesson.</a></p> <p>Please log in to <a href="#">Bug Club</a> to read a book. Please read this book several times with an adult.</p> 	<p><a href="#">To orally rehearse a section of narrative</a></p> <p>In this lesson, we will be introduced to the story of Aladdin. We will watch a clip from the opening of the Disney film, think about what the opening of a story should do and then retell it. We will begin to generate vocabulary and practise writing sentences with our new vocabulary.</p> <p><a href="#">Please complete the activity on the slides.</a></p>	<p><b>THIS WORK WILL NEED TO BE SENT TO YOUR CLASS TEACHER</b> </p> <p><b>Group A</b> <a href="#">Add 3-digit and 1-digit numbers - crossing 10</a></p> <p>Please answer the questions for all activities in your workbook. <a href="#">Complete this activity.</a></p> <p><b>End of unit check activity</b> Please complete the <a href="#">assessment activity</a> in your workbook.</p> <p><b>Group B</b> <a href="#">Add a 2-digit and 1-digit number - crossing 10</a> Please answer the questions for all activities in your workbook. <a href="#">Complete this activity.</a></p> <p><b>End of unit check activity</b> Please complete the <a href="#">assessment activity</a> in your workbook.</p> <p><b>Extra Maths</b> <a href="#">Rounding for estimation</a> This lesson will build on knowledge of the 10 times table in order to estimate by rounding to answer addition questions. <a href="#">Complete this activity.</a> <a href="#">Complete this mini test.</a></p>	<p>We are now beginning a new topic for project, exploring Mountains, volcanoes and earthquakes!</p> <p><a href="#">What is the Earth made of?</a></p> <p>In this lesson, we are going to be learning about the structure of the earth, what the earth is made of and where volcanoes and earthquakes occur and why.</p>	<p><a href="#">What hazards are there at home?</a></p> <p>In this lesson you will learn what a hazard is and how to spot them in your own homes through a series of images shown. You will then carry out a basic risk assessment on a room of their choice.</p>	<p>Stig of the dump – Chapter 9</p> <p><a href="#">Click here to see and hear your teacher reading.</a></p>

**Please photograph your work and send it to your class teacher using your class email address by 4:00pm for marking and feedback.**

**3lovelace@williambyrd.school | 3brunel@williambyrd.school | 3newton@williambyrd.school**