





09:00 - 10:00	10:00 - 11:00	11:00 - 12:00	13:00 - 14:00	14:00 - 15:00	
READING	WRITING	MATHS	PROJECT	PSHE	STORY TIME
<p><b>THIS WORK WILL NEED TO BE SENT TO YOUR CLASS TEACHER</b> </p> <p><b>Comprehension Group</b> This week we are exploring a text called <a href="#">Bees</a>. Today we will practice our vocabulary skills. <a href="#">Click here to watch your lesson.</a></p> <p><b>Blue Group</b> <a href="#">Click here to view your lesson.</a> <a href="#">Click here to practice your words.</a></p> <p><b>Pink Group</b> <a href="#">Click here to view your lesson.</a></p> <p><b>Red Group</b> <a href="#">Click here to view your lesson.</a></p> <p>Please log into <a href="#">Bug Club</a> to read a book. Please read this book several times with</p> 	<p><b>THIS WORK WILL NEED TO BE SENT TO YOUR CLASS TEACHER</b> </p> <p><a href="#">To write a scene with speech</a></p> <p>In this lesson, we will write a section of dialogue (speech) from the opening of Aladdin.</p> <p>Please complete the activity on the slides.</p> <p><a href="#">Complete this activity.</a></p>	<p><b>THIS WORK WILL NEED TO BE SENT TO YOUR CLASS TEACHER</b> </p> <p><b>Group A and B</b> <a href="#">Starter - Recognising coins</a></p> <p><a href="#">Counting money in pence</a> In this lesson we will count money in pence.</p> <p>Please answer the questions for all activities in your workbook.</p> <p><a href="#">Complete this activity.</a></p> <p><b>Extra Maths</b> <a href="#">In this lesson</a> you will be comparing amounts of money using coins and notes. Please answer the questions for all activities in your workbook.</p> <p><a href="#">Extra Maths Activity</a></p> <p><a href="#">Extra Maths Challenge</a></p>	<p><a href="#">What happens when an earthquake occurs?</a></p> <p>In this lesson, we are going to be looking at a case study, which means an example, of an earthquake. We will also learn about the causes of a tsunami.</p>	<p><a href="#">King of the road</a></p> <p>You will be looking at some common road signs and will learn how to keep safe whilst out on a bike. You will become familiar with the car seat law and create a fact sheet on what you have learnt.</p>	<p>Witches - Chapter 5</p>

Please photograph your work and send it to your class teacher using your class email address by 4:00pm for marking and feedback.

[3lovelace@williambyrd.school](mailto:3lovelace@williambyrd.school) | [3brunel@williambyrd.school](mailto:3brunel@williambyrd.school) | [3newton@williambyrd.school](mailto:3newton@williambyrd.school)