





09:00 - 10:00	10:00 - 11:00	11:00 - 12:00	13:00 - 14:00	14:00 - 15:00	
READING	WRITING	MATHS	PROJECT	MUSIC	STORY TIME
<p>THIS WORK WILL NEED TO BE SENT TO YOUR CLASS TEACHER </p> <p>Comprehension Group This week we are exploring a text called Bees. Today we will practice our inference skills. Click here to watch your lesson.</p> <p>Blue Group Watch this video 1 Watch this video 2 Complete this activity.</p> <p>Pink Group Click here to watch your lesson.</p> <p>Red Group Click here to watch your lesson.</p> <p>Please log into Bug Club to read a book. Please read this book several times with an adult.</p> 	<p>THIS WORK WILL NEED TO BE SENT TO YOUR CLASS TEACHER </p> <p>To write a build up In this lesson, we will prepare and write our build-up based on the clip of Aladdin.</p> <p>Please complete the activity on the slides.</p> <p>Complete this activity.</p>	<p>THIS WORK WILL NEED TO BE SENT TO YOUR CLASS TEACHER </p> <p>Group A and B Starter: 2XTables Count money notes and coins In this lesson we will count money in pounds and pence</p> <p>Please answer the questions for all activities in your workbook.</p> <p>Complete this activity.</p> <p>Extra Maths In this lesson you will use money in exchange for items within a shop.</p> <p>Complete this activity.</p> <p>Complete this challenge.</p>	<p>Today we are starting our science topic on Rocks.</p> <p>How is igneous rock formed?</p> <p>In this lesson, we are going to be learning about igneous rock. We are going to learn about the structure of the Earth, how to recognise igneous rock and some of the uses of igneous rock. We will also learn how igneous rock is made, using ice and chocolate as a model! You will need a piece of paper and a pencil for this lesson.</p>	<p>Click here to view your music lesson.</p>	<p>Witches – chapter 8</p>

Please photograph your work and send it to your class teacher using your class email address by 4:00pm for marking and feedback.

3lovelace@williambyrd.school | 3brunel@williambyrd.school | 3newton@williambyrd.school