





09:00 - 10:00	10:00 - 11:00	11:00 - 12:00	13:00 - 14:00	14:00 - 15:00	
READING	WRITING	MATHS	PROJECT	PE	STORY TIME
<p>THIS WORK WILL NEED TO BE SENT TO YOUR CLASS TEACHER </p> <p>This week we are exploring a text called All About India.</p> <p>Today we will focus on fact retrieval. Click here to access your lesson.</p> <p>Blue Group Daily sound – oo Watch this video lesson Blue PDF</p> <p>Pink Group Watch this Video lesson</p> <p>Red Group Watch this video lesson</p> <p>Please log into Bug Club to read a book. Please read this book several times with an adult.</p> 	<p>THIS WORK WILL NEED TO BE SENT TO YOUR CLASS TEACHER </p> <p>To write the first part of the build-up of a narrative</p> <p>In this lesson, we will write the first part of the build-up of a narrative.</p> <p>Please use the word banks on the PDF below to support your writing.</p> <p>English Work PDF</p>	<p>THIS WORK WILL NEED TO BE SENT TO YOUR CLASS TEACHER </p> <p>Maths group A</p> <p>To divide 2 digits by a 1 digit</p> <p>Please make sure that you complete the attached activity sheet.</p> <p>Maths group A activity</p> <p>Maths Group B</p> <p>Multiplication sentences from pictures</p> <p>Maths group B activity</p> <p>Extra Maths</p> <p>Dividing 2 digit by 1 digit</p> <p>Extra maths activity</p>	<p>How do plants adapt to different environments?</p> <p>In this lesson, we will learn how plants adapt to survive in hot and cold environments.</p>	<p>Create a Circuit</p> <p>No equipment is required but you can use household items that can double as exercise equipment.</p> <p>How to play: Create your own exercise circuits by performing 5 different exercises in a circuit. You could include star jumps, running on the spot, push-ups or burpees. You could use soup cans as small weights, a beach towel as a floor mat, the wall for balance. Once you have created your circuit, please send a video of you completing it to your class teacher.</p>	<p>Stig of the Dump – Chapter 5</p> <p>Watch and listen to your teacher reading.</p>

Please photograph your work and send it to your class teacher using your class email address by 4:00pm for marking and feedback.

3lovelace@williambyrd.school | 3brunel@williambyrd.school | 3newton@williambyrd.school