




09:00 - 10:00	10:00 - 11:00	11:00 - 12:00	13:00 - 14:00	14:00 - 15:00	
READING	WRITING	MATHS	PROJECT	PE	STORY TIME
<p>THIS WORK WILL NEED TO BE SENT TO YOUR CLASS TEACHER </p> <p>Comprehension Group</p> <p>Click here to watch your lesson. This week we are exploring a text called Tinkerbella Nana. Today we will practice our vocabulary skills.</p> <p>Blue Group Click here to watch your lesson. Complete this activity.</p> <p>Pink Group Click here to watch your lesson.</p> <p>Red Group Click here to watch your lesson.</p> <p>Please log into Bug Club to read a book. Please read this book several times with an adult.</p> 	<p>To plan the climax In this lesson, we will think about what the climax of a story needs to do. We will watch a section of the opening of Aladdin and write some powerful sentences for our climax writing.</p> <p>Please use the word banks on the slides</p> <p>Complete this activity.</p>	<p>THIS WORK WILL NEED TO BE SENT TO YOUR CLASS TEACHER </p> <p>Group A and B</p> <p>Starter 5 X tables Selecting money In this lesson we will be selecting coins to make different amounts.</p> <p>Please complete the linked activity in your home learning book.</p> <p>Complete this activity.</p> <p>Extra Maths</p> <p>Watch this video. In this lesson you will be adding two amounts together to find the total amount in the context of money.</p> <p>Complete this activity.</p>	<p>How is metamorphic rock formed?</p> <p>In this lesson, we are going to learn about metamorphic rock! We are going to learn why it is called metamorphic rock and how it is made. Then we will look at some different examples of metamorphic rock and discuss how their properties make them fit for their uses. For this lesson, you will need a pencil, a piece of paper and a ruler.</p> <p>Once today's lesson has been completed you must answer the questions in this quiz.</p>	<p>Human body swipe</p> <p>Click here to see your warm-up</p> <p>Stand opposite your opponent and place the ball / object on the floor between you. Have the third player call out different body parts, for example: head, shoulders, knees, toes, tummy, ears, nose etc follow the instructions touching each body part but listen out for the word 'swipe'! When you hear it you must grab the object between you before your partner! Whoever has the quickest reactions wins.</p>	<p>Witches – chapter 9</p>

Please photograph your work and send it to your class teacher using your class email address by 4:00pm for marking and feedback.

3lovelace@williambyrd.school | 3brunel@williambyrd.school | 3newton@williambyrd.school