





09:00 - 10:00	10:00 - 11:00	11:00 - 12:00	13:00 - 14:00	14:00 - 15:00	
READING	WRITING	MATHS	PROJECT	MUSIC	STORY TIME
<p>THIS WORK WILL NEED TO BE SENT TO YOUR CLASS TEACHER </p> <p>Please read your email to check which group your child is in.</p> <ul style="list-style-type: none"> ■ Red Level Watch this video. ■ Pink Level Watch this video. ■ Yellow Level Watch this video. ■ Blue Level Watch this video. <p><u>RWI Comprehension Group</u></p> <p>Watch this video and complete this Chicken Licken worksheet.</p>	<p>THIS WORK WILL NEED TO BE SENT TO YOUR CLASS TEACHER </p> <p>To tell a recount from memory</p> <p>In this lesson, we will hear, map, step and speak a recount.</p> <p>In this lesson you will need a piece of paper, lead pencil and coloured pencils (if you like).</p>	<p>THIS WORK WILL NEED TO BE SENT TO YOUR CLASS TEACHER </p> <p>To recognise and add equal groups</p> <p>In this lesson we will be looking at equal groups and adding them to make a total amount.</p> <p>You will need a piece of paper and a pencil to write in.</p> <p><u>Independent Task</u> Click here for an alternative worksheet to complete.</p> <p><u>My Maths</u> Log in to My Maths (using your log in code found at the front of your homework book). There will be Multiplication activities for you to complete.</p>	<p>THIS WORK WILL NEED TO BE SENT TO YOUR CLASS TEACHER </p> <p>What is a habitat?</p> <p>In this lesson, we will learn what a habitat is and look at examples of habitats. We will also build simple food chains of organisms that live in woodland, pond and savannah habitats.</p> <p>You will need a piece of paper and a pencil to write in.</p>	<p>Identifying tempo: Changes in tempo</p> <p>In this lesson, we will be learning about tempo (speed). We will learn the different Italian terms for fast and slow and identify changes in tempo.</p>	<p>The Magic Finger</p> <p>Listen to chapter 2 of The Magic Finger read by Ms Digby-Ogle.</p>

Please photograph your work and send it to your class teacher using your class email address by 4:00pm for marking and feedback.

2anning@williambyrd.school

2seacole@williambyrd.school