




09:00 - 10:00	10:00 - 11:00	11:00 - 12:00	13:00 - 14:00	14:00 - 15:00	
READING	WRITING	MATHS	PROEJCT	PE	STORY TIME
<p><b>THIS WORK WILL NEED TO BE SENT TO YOUR CLASS TEACHER</b> </p> <p><b>Red Group</b> Please watch this video.</p> <p><b>Pink Group</b> Please watch this video.</p> <p><b>Yellow Group</b> Please watch this video. <a href="#">Click here for a copy of the Duck Chick.</a></p> <p><b>Blue Group</b> Please watch this video.</p> <p><b>RWI Comprehension Group</b></p> <p>Please watch this video and please complete <a href="#">Rose and Ruby worksheet.</a></p> <p>Please log into Bug Club to read a book. Please read this book several times with an adult. </p>	<p><b>Character: The Unlucky Man</b></p> <p>To listen and respond to a story</p> <p>In this lesson, we will be listening to our new story, The Unlucky Man and talking about it together, using the plot matrix to help our understanding.</p> <p>You will need a piece of paper and a pencil to write in.</p>	<p><b>THIS WORK WILL NEED TO BE SENT TO YOUR CLASS TEACHER</b> </p> <p><b>Fractions</b></p> <p>Identifying fractions of quantity and shape (Part 2)</p> <p>In this lesson you will find non-unit fractions of a shape and quantity. You will also solve word problems with fractions.</p> <p>You will need a piece of paper and a pencil to write in.</p> <p><b>Independent Task</b></p> <p><a href="#">Click here and complete this worksheet.</a></p> <p>Log into <a href="#">My Maths</a> for extra activities.</p>	<p><b>Seven Continents</b></p> <p>What have we learnt about Continents?</p> <p>Follow along with Miss Morgan to see what we have learnt in the unit Seven Continents.</p> <p>You will need to print this <a href="#">worksheet</a> to complete with the lesson.</p> <p>You will need a piece of paper and something to write with.</p>	<p><b>Move Our Bodies</b></p> <p>Warm up your bodies with Miss Morris.</p> <p><b>Musical Balance</b></p> <p>In this lesson you will be dancing to your favourite songs while the music plays –when it stops hold a balance. You could try balancing on one leg, on your bottom, your tummy, your side, back, shoulders. Is it a stretched balance or a curled one? How many different parts of your body can you use? What shapes are you making with your body?</p> <p>You will need some music and an adult to press play and stop.</p> <p><b>Cool Down</b> Follow along to stretch our muscles after all that exercise.</p>	<p><a href="#">Matilda</a></p> <p>Listen to the next chapter in Matilda.</p>

Please photograph your work and send it to your class teacher using your class email address by 4:00pm for marking and feedback.

2anning@williambyrd.school | 2seacole@williambyrd.school