




09:00 - 10:00	10:00 - 11:00	11:00 - 12:00	13:00 - 14:00	14:00 - 15:00	
READING	WRITING	MATHS	PROJECT	PE	STORY TIME
<p>THIS WORK WILL NEED TO BE SENT TO YOUR CLASS TEACHER </p> <p>Red Group Please watch this video.</p> <p>Pink Group Please watch this video.</p> <p>Yellow Group Please watch this video.</p> <p>Blue Group Please watch this video.</p> <p>RWI comprehension Group</p> <p>Please watch this video and please complete The Cupboard Under the Stairs worksheet.</p> <p>Please log into Bug Club to read a book. Please read this book several times with an adult.</p> 	<p>To box up for purpose</p> <p>In this lesson we will create a box plan for our instruction writing all about the Fire Giants. We will think about the purpose of each section and then we will think about key words or phrases we want to use.</p> <p>You will need a piece of paper and a pencil to write in.</p>	<p>THIS WORK WILL NEED TO BE SENT TO YOUR CLASS TEACHER </p> <p>Relating halves and quarters to division</p> <p>In this lesson you will relate halves and quarters to dividing into equal parts.</p> <p>You will need a piece of paper, a ruler, and a pencil to write in.</p> <p>Log into My Maths for extra activities.</p>	<p>What is South America like?</p> <p>In this lesson we are going to be virtually flying to South America which is in the southern hemisphere. First, we will be filling our brains with facts about the population and how many countries are in South America. Then we will be learning about the physical features on this continent. It has lots of different elements! We will then be looking more in depth into the Amazon rainforest which is located in this wonderful continent.</p> <p>You will need a piece of paper and a pencil to write in.</p> <p>Quiz Now that you have learnt about South America, we have made a quiz to test your knowledge about what you have learnt. Good Luck!</p>	<p>Warm Up</p> <p>Warm up your bodies with Miss Morris.</p> <p>Balancing</p> <p>In this lesson you will be following along with Mr Baker and practising your balancing skills.</p>	<p>Matilda</p> <p>Listen to the next chapter in Matilda.</p>

Please photograph your work and send it to your class teacher using your class email address by 4:00pm for marking and feedback.

2anning@williambyrd.school | 2seacole@williambyrd.school