




09:00 - 10:00	10:00 - 11:00	11:00 - 12:00	13:00 - 14:00	14:00 - 15:00	
READING	WRITING	MATHS	PROEJCT	PE	STORY TIME
<p>THIS WORK WILL NEED TO BE SENT TO YOUR CLASS TEACHER </p> <p>Red Group Please watch this video.</p> <p>Pink Group Please watch this video.</p> <p>Yellow Group Please watch this video.</p> <p>Blue Group Please watch this video.</p> <p>RWI comprehension Group</p> <p>Please watch this video and please complete The Three of us worksheet.</p> <p>Please log into Bug Club to read a book. Please read this book several times with an adult.</p> 	<p>To write a recount</p> <p>In this lesson, we will finish writing Ma Liang's diary using our toolkit.</p> <p>You will need a piece of paper and a pencil to write in.</p>	<p>THIS WORK WILL NEED TO BE SENT TO YOUR CLASS TEACHER </p> <p>To develop understanding of halves and quarters of quantities</p> <p>In this lesson we will identify halves and quarters of quantities</p> <p>You will need a piece of paper and a pencil to write in.</p> <p>Independent Task</p> <p>Complete the worksheets below: Worksheet 1 Worksheet 2</p> <p>Log into My Maths for extra activities.</p>	<p>What is Europe like?</p> <p>In this lesson we are going to be virtually flying all across Europe, learning more about this wonderful continent. We will be learning all about how many people live in Europe, what food you can eat if you visit and what places you would see. You will need a piece of paper and a pencil for this lesson. Let's get started!</p> <p>You will need a piece of paper and a pencil to write in.</p>	<p>Warm Up</p> <p>Warm up your bodies with Miss Morris.</p> <p>Throwing for accuracy</p> <p>In this lesson you will be learning how to throw with accuracy. You will be practising your two-handed throws and your one-handed throws.</p> <p>You will need a target (washing basket or a pot) and something to throw (bean bag, soft toy, ball).</p> <p>Cool Down</p> <p>Follow along to stretch our muscles after all that exercise.</p>	<p>Matilda</p> <p>Listen to the next chapter in Matilda.</p>

Please photograph your work and send it to your class teacher using your class email address by 4:00pm for marking and feedback.

2anning@williambyrd.school | 2seacole@williambyrd.school |