





09:00 - 10:00	10:00 - 11:00	11:00 - 12:00	13:00 - 14:00	14:00 - 15:00	
READING	WRITING	MATHS	PROJECT	PHSE	STORY TIME
<p>THIS WORK WILL NEED TO BE SENT TO YOUR CLASS TEACHER </p> <p>Red Group Please watch this video.</p> <p>Pink Group Please watch this video.</p> <p>Yellow Group Please watch this video. Click here for a copy of the Duck Chick.</p> <p>Blue Group Please watch this video.</p> <p>RWI comprehension Group Please watch this video and please complete Rose and Ruby worksheet.</p> <p>Please log into Bug Club to read a book. Please read this book several times with an adult.</p> 	<p>THIS WORK WILL NEED TO BE SENT TO YOUR CLASS TEACHER </p> <p>Instructions: How to defeat the fire giants</p> <p>To write a clear set of instructions (Part 3)</p> <p>In this lesson we will complete our instructions.</p> <p>You will need a pencil and your writing from Part 1 and 2.</p>	<p>THIS WORK WILL NEED TO BE SENT TO YOUR CLASS TEACHER </p> <p>Fractions</p> <p>Identifying fractions of quantity and shape (Part 1)</p> <p>In this lesson you will find one half, one quarter and one third of a rectangle by counting the squares within the shape.</p> <p>Independent Task Click here and complete this task.</p> <p>Log into My Maths for extra activities.</p>	<p>Seven Continents</p> <p>How is Alaska similar to Cornwall?</p> <p>In this lesson, we will begin by using geographical vocabulary to describe the landscape in Alaska and Cornwall. We will be recapping what physical features are in geography and reminding ourselves of the location of Alaska and Cornwall on a map. We will then be comparing the similarities of human features in Alaska and Cornwall.</p> <p>You will need a piece of paper and something to write with.</p>	<p>Lockdown Capsule</p> <p>My lockdown feelings</p> <p>In today's lesson, we will review our time capsule that we created last lesson. We will reflect on our lockdown experience and on how it has felt being away from school for so long. We will think about what we have enjoyed and create a feelings jar, filled with all of the things that have made us happy, which might help others feel better about their experience.</p> <p>You will need a piece of paper and something to write with.</p>	<p>Matilda</p> <p>Listen to the next chapter in the Matilda.</p>

Please photograph your work and send it to your class teacher using your class email address by 4:00pm for marking and feedback.

2anning@williambyrd.school | 2seacole@williambyrd.school