




09:00 - 10:00	10:00 - 11:00	11:00 - 12:00	13:00 - 14:00	14:00 - 15:00	
READING	WRITING	MATHS	PROJECT	PE	STORY TIME
<p>THIS WORK WILL NEED TO BE SENT TO YOUR CLASS TEACHER </p> <p>Red Group Please watch this video.</p> <p>Pink Group Please watch this video.</p> <p>Yellow Group Please watch this video.</p> <p>Blue Group Please watch this video.</p> <p>RWI Comprehension Group</p> <p>Please watch this video and please complete The Three of us worksheet.</p> <p>Please log into Bug Club to read a book. Please read this book several times with an adult.</p> 	<p>To tell a set of instructions from memory</p> <p>In this lesson we will use stepping and speaking to memorise our instructions which explain how to defeat the fire giants.</p> <p>You will need a piece of paper and a pencil to write in.</p>	<p>THIS WORK WILL NEED TO BE SENT TO YOUR CLASS TEACHER </p> <p>Representing and interpreting data on a block diagram and a table</p> <p>In this lesson, you will be interpreting data from a block diagram.</p> <p>You will need a piece of paper, a ruler and a pencil to write in.</p> <p>Independent Task Complete these worksheets: Worksheet 1 Worksheet 2</p> <p>Log into My Maths for extra activities.</p>	<p>What is Africa like?</p> <p>In this lesson, we are going to be virtually flying to Africa! Today, we are learning more about this huge continent. First, we will be filling our brains with facts about the population and how many countries are in Africa. I am so excited that we will be looking at different foods which are grown in Africa and transported all over the world. Then we will be looking at the interesting animals and landmarks you could see if you visited Africa. Get your passport ready, let's virtually fly to Africa!</p> <p>You will need a piece of paper and a pencil to write in.</p> <p>Quiz Now that you have learnt about Africa, we have made a quiz to test your knowledge about what you have learnt. Good Luck!</p>	<p>Warm Up Warm up our bodies with this fun circuit with Mr Baker.</p> <p>Coordination- Ball Skills</p> <p>In this lesson you will be learning how to aim and throw.</p> <p>You will need a target (washing basket or a pot) and something to throw (bean bag, soft toy, ball).</p>	<p>Matilda</p> <p>Listen to the next chapter in Matilda.</p>

Please photograph your work and send it to your class teacher using your class email address by 4:00pm for marking and feedback.

2anning@williambyrd.school | 2seacole@williambyrd.school |