




09:00 - 10:00	10:00 - 11:00	11:00 - 12:00	13:00 - 14:00	14:00 - 15:00	
READING	WRITING	MATHS	PROJECT	PE	STORY TIME
<p>THIS WORK WILL NEED TO BE SENT TO YOUR CLASS TEACHER </p> <p>Red Group Please watch this video.</p> <p>Pink Group Please watch this video. Click here for a copy of your text.</p> <p>Yellow Group Please watch this video. Click here for a copy of The Duck Chick.</p> <p>Blue Group Please watch this video</p> <p>RWI Comprehension Group</p> <p>Please watch this video and please complete this worksheet for Rose and Ruby.</p> <p>Please log into Bug Club to read a book. Please read this book several times with an adult.</p> 	<p>Instructions: How to defeat the fire giants</p> <p>To write a clear set of instructions (Part 2)</p> <p>In this lesson we will write our first 4 instructions to defeat the fire giants! We will think about all the features of instructions we have learnt about and how we can use them to make our instructions clear.</p> <p>You will need a piece of paper and a pencil to write in.</p>	<p>THIS WORK WILL NEED TO BE SENT TO YOUR CLASS TEACHER </p> <p>Fractions</p> <p>Identifying fractions of shape with different numerators</p> <p>In this lesson you will identify unit and non-unit fractions within shapes. You will also label fractions of shapes and compare similarities and differences on a Venn diagram.</p> <p>You will need a piece of paper, a ruler, and a pencil to write in.</p> <p>Independent Task Complete this worksheet: Worksheet 1</p> <p>Log into My Maths for extra activities.</p>	<p>Seven Continents</p> <p>How is Alaska different to Cornwall?</p> <p>In this lesson, we will begin by using geographical vocabulary to describe the landscape in Alaska and Cornwall. We will be learning what physical features are in geography and locating Alaska and Cornwall on a map. We will then be identifying the differences in physical features in Alaska and Cornwall.</p> <p>You will need a piece of paper and a pencil to write in.</p>	<p>Move Our Bodies</p> <p>Warm up your bodies with Miss Morris.</p> <p>Skittle Toy Run</p> <p>In this lesson you will be following along with Mr Baker and learning to play a game.</p>	<p>Matilda</p> <p>Listen to the next chapter in Matilda.</p>

Please photograph your work and send it to your class teacher using your class email address by 4:00pm for marking and feedback.

2anning@williambyrd.school | 2seacole@williambyrd.school