

Name .....

Date .....

Read and then join the words.

*the*

*the*

*the*

*what*

*what*

*who*

*that*

*them*

Name .....

Date .....

Join the words – watch out for the break letters.

blue blue

fawn

purple

gold

jade

yellow

soft aqua

blazing red

Name .....

Date .....

Trace and copy the patterns. Say the sounds.

*eet eek eel*

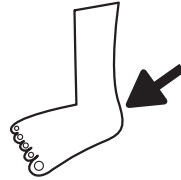
Finish the words, then copy them.

*sw*



*ch*

*h*



*str*

Name .....

Date .....

Trace and copy the patterns. Say the sounds.

ame

ace

Write the rhyming words, then copy them.

came	
n	
g	
s	
t	

race	
sp	
l	
p	
pl	

**UNIT 5**Practising diagonal join, no ascender, to an anticlockwise letter in words: *ice, ide*

Name .....

Date .....

Trace and copy the patterns. Say the sounds.

*ice**ide*

Write the rhyming words, then copy them.

<i>mice</i>	
<i>r</i>	
<i>tw</i>	
<i>sp</i>	
<i>pr</i>	


<i>slide</i>	
<i>pr</i>	
<i>r</i>	
<i>gl</i>	
<i>h</i>	

Name .....

Date .....

Read the limerick. Circle then write all the *ow* and *ou* words.

*A mouse woke the proud Mrs Dowd.  
 She was frightened and screamed very loud.  
 A happy thought hit her,  
 To scare off the critter,  
 She sat up in bed and miaowed.*



.....

.....

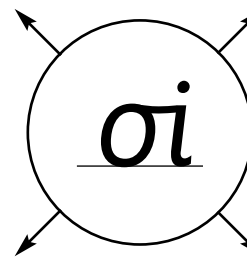
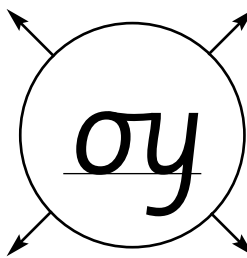
Name .....

Date .....

Trace and copy the patterns. Say the sounds.

*oy**oi*

Finish the words.

*t* \_\_\_\_\_*ann* \_\_\_\_\_*c* \_\_\_\_\_*n* \_\_\_\_\_\_\_\_\_\_ *l**j* \_\_\_\_\_*b* \_\_\_\_\_*sp* \_\_\_\_\_*l* \_\_\_\_\_*s* \_\_\_\_\_*l* \_\_\_\_\_


Name .....

Date .....

Trace and copy the patterns. Say the sounds.

*oa**ode*

Finish the words, then copy them.

*c t* \_\_\_\_\_  
\_\_\_\_\_*r* \_\_\_\_\_  
\_\_\_\_\_*c* \_\_\_\_\_  
\_\_\_\_\_*f l* \_\_\_\_\_  
\_\_\_\_\_



**UNIT 9**Practising horizontal join to ascender in words: *ole, obe*

Name .....

Date .....

Trace and copy the patterns. Say the sounds.

*ole**obe*

Write the words, then copy them.

<i>mole</i>		<i>robe</i>	
<i>v</i>		<i>str</i>	
<i>st</i>		<i>wardr</i>	
<i>h</i>		<i>gl</i>	
<i>wh</i>		<i>l</i>	

**UNIT 10** Practising horizontal join to ascender in words: *ook, ool*

Name \_\_\_\_\_

Date \_\_\_\_\_

Trace and copy the patterns. Say the sounds.

*ook**ool*

Finish the words, then copy them.

*b* \_\_\_\_\_*h* \_\_\_\_\_*sch* \_\_\_\_\_*p* \_\_\_\_\_

Name .....

Date .....

Trace and copy the patterns. Say the sound.

*ir*                      *ur*                      *er*

Finish the words, then copy them.

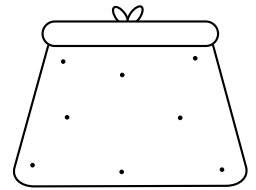
*g*      *l*



*broth*

*ch*      *ch*

*p*      *se*



Name .....

Date .....

Trace and copy the patterns. Say the sounds.

*or*

*oor*


Choose the words, then write them.

*“What’s tea?”*

*Knife and* .....

*Please close the* .....

*“A long one a one?”*



Name .....


Date .....

Trace and copy the patterns. Say the sounds.

*url irl irt*

Finish the words, then copy them.


*d y*



*sh*

*c y*

*g*



Name .....

Date .....

Trace and copy the pattern. Say the sound.

ere


ere

Finish the words, then copy them.

h

th

wh



somewh

anywh

Name .....

Date .....

Trace and copy the pattern. Say the word.

*air* *air*


Do the word sums.

*p* + *air* = \_\_\_\_\_

*ch* + *air* = \_\_\_\_\_

*h* + *air* = \_\_\_\_\_

*f* + *air* = \_\_\_\_\_



+ *y* = \_\_\_\_\_

+ *y* = \_\_\_\_\_

Name .....

Date .....

Trace and copy the patterns. Say the sounds.

*is*

*is*

*dis*

*dis*

Write the opposites.

*brother*

*hers*

*like*

*agree*



Name .....

Date .....

Trace and copy the pattern. Say the sound.

WS

WS

Sort and copy the words.


sounds like

*cows*

sounds like

*grows*

Which two words fit in both columns?



<i>windows</i>	<i>rows</i>	<i>crows</i>
<i>shows</i>	<i>eyebrows</i>	<i>bows</i>

Name .....

Date .....

Trace and copy the pattern. Say the sound.

*sh*

*sh*

Finish the words.

Choose one of the *sh* words and write it in each space.

*pu*

*and*

*spli*

*and*

*scream*

*and*

*could*

*and*

*should*

*shout*

*splash*

*shove*

Name ..... Date .....

Trace and copy the patterns. Say the sounds.

*si su se sp sm*

Write two words which begin with each letter pattern.

*si* \_\_\_\_\_ *se* \_\_\_\_\_ *su* \_\_\_\_\_  
\_\_\_\_\_  
\_\_\_\_\_

*sm* \_\_\_\_\_ *sp* \_\_\_\_\_  
\_\_\_\_\_  
\_\_\_\_\_

Name .....

Date .....

Trace and copy the pattern.

*rs*

*rs*


Choose one of the *rs* words and write it in each space.

*Mr and Park*

*It's mine,*

*Close the*

*It's code.*



**UNIT 21** Practising diagonal join to an anticlockwise letter: *ea, ear*

Name \_\_\_\_\_

Date \_\_\_\_\_



Trace and copy the patterns. Say the sounds.

*ea**ear*

Sort and copy the words. Add one more in each column.

**sounds like***hear*

\_\_\_\_\_

\_\_\_\_\_

\_\_\_\_\_

\_\_\_\_\_

\_\_\_\_\_

\_\_\_\_\_

*fear**bread**tread**near**clear*      *dear**spread**thread***sounds like***head*

\_\_\_\_\_

\_\_\_\_\_

\_\_\_\_\_

\_\_\_\_\_

\_\_\_\_\_

\_\_\_\_\_

Name .....

Date .....

Trace and copy the patterns. Say the sounds.

*fl*

*ft*

Sort and copy the words. Think of one more for each group.

*fl*

*after fly*

*ft*

*loft flap*


*left flan*

*often flare*

Name \_\_\_\_\_

Date \_\_\_\_\_

Trace and copy the patterns. Say the sounds.

*fu**fr*

Read the sentence. Circle all the *fu* and *fr* patterns.

*My frantic friend is full of fun and frolics.*

Now write the sentence.

---

---

Name .....

Date .....


Trace and copy the pattern. Say the sound.

*qu*

*qu*

Finish the words, then copy them.

*een*



*arters*

*ick*

*s irrel*





Name .....

Date .....

Trace and copy the pattern. Say the sound.

*rr* *rr*

---

Read the sentence. Circle all the *rr* patterns.

*Harry put the marrow on the barrow  
and then he was arrested.*

---

Now write the sentence.

---

---

Name .....

Date .....

Trace and copy the pattern. Say the sound.

*ss*

*ss*

Finish and copy the words.

<i>cro</i>	
<i>pa</i>	
<i>hi</i>	
<i>a    ist</i>	

<i>hi    ed</i>	
<i>fu    ed</i>	
<i>pa    ed</i>	
<i>mi    ing</i>	

Name .....

Date .....

Trace and copy the pattern. Say the sound.

*ff*

*ff*

Finish and copy the words.

*o* \_\_\_\_\_  
\_\_\_\_\_

*hu* \_\_\_\_\_  
\_\_\_\_\_

*pu* \_\_\_\_\_  
\_\_\_\_\_

*ff*

*o er* \_\_\_\_\_  
\_\_\_\_\_

*di erent* \_\_\_\_\_  
\_\_\_\_\_

*stu* \_\_\_\_\_  
\_\_\_\_\_

Name .....

Date .....

Look, say, cover, write and check the days of the week.

<i>Monday</i>	
<i>Tuesday</i>	
<i>Wednesday</i>	
<i>Thursday</i>	
<i>Friday</i>	
<i>Saturday</i>	
<i>Sunday</i>	

Make sure that capital letters are the same height as ascenders.

*Monday*

*Saturday*

Remember that *t* is a little bit shorter.

Name .....

Date .....

Choose a piece of your own handwriting.

Read the statements and fill in the table.

Practise any joins you need to improve.

	YES	NO
1 The letters are all formed correctly.		
2 The letters all rest on the line, except for the descenders which hang below it.		
3 The small letters are all the same size.		
4 Ascenders and descenders are the same length.		
5 Capital letters are not joined. They are the same height as ascenders.		
6 Diagonal joins are all made correctly.		
7 Horizontal joins are all made correctly.		
8 Break letters ( <i>b, p, g, j, x, y, z</i> ) are not joined.		
9 Joins to and from <i>r, s</i> and <i>f</i> are all made correctly.		
10 The writing is clear and easy to read.		

Name .....

Date .....

Trace the name and address.

*Miss E. Prince,*

*24, Teezy Street,*

*Farwell,*

*Bertshire,*

*BY1 9GX*

Write your own name and address.

---

---

---

---

---

---

---

---