




09:00 - 10:00	10:00 - 11:00	11:00 - 12:00	13:00 - 14:00	14:00 - 15:00	
READING	PROJECT	MATHS	WRITING	PE	STORY TIME
<p><b>THIS WORK WILL NEED TO BE SENT TO YOUR CLASS TEACHER</b> </p> <p><b>Red Group</b> Please watch this video.</p> <p><b>Green Group</b> Please watch this video.</p> <p><b>Yellow Group</b> Please log in to Zoom for your live lesson. Click <a href="#">here</a> for a copy of the text.</p> <p><b>Grey Group</b> Please watch this video.</p> <p><b>RWI comprehension Group</b> Please watch this video and please complete Teeth <a href="#">worksheet</a>.</p> <p>Please log into Bug Club to read a book. Please read this book several times with an adult.</p> 	<p><b>Ocean and Seas</b></p> <p><a href="#">How is the ocean different at the North Pole and the Equator?</a></p> <p>In this lesson, we are going to be comparing the oceans surrounding the North Pole and the Equator. First, we will be focusing on what the equator is. We will be learning about some animals which are able to survive in the cold waters of the Arctic, where many other living things cannot.</p> <p>You will need a piece of paper and a pencil to write in.</p>	<p><b>THIS WORK WILL NEED TO BE SENT TO YOUR CLASS TEACHER</b> </p> <p><b>Multiplication and Division</b></p> <p><a href="#">Using the division symbol when grouping</a></p> <p>In this lesson you will be introduced to division as dividing a set of items into groups with a given number in each group.</p> <p><b>Independent Task</b></p> <p>Click here for alternative worksheets:</p> <p><a href="#">Worksheet 1</a> <a href="#">Worksheet 2</a></p> <p>Log into <a href="#">My Maths</a> for extra activities.</p>	<p><b>How to write a letter</b></p> <p><a href="#">The Day the Crayons Quit</a></p> <p>In this lesson we will be learning how to write a letter.</p> <p>Please take your time with this lesson. If you need to do this in 15 minutes intervals then please do.</p> <p>You will need a piece of paper, a pencil to write in and coloured pencils.</p>	<p><b>Move Our Bodies</b></p> <p><a href="#">Warm Up</a> your bodies with Miss Morris.</p> <p><a href="#">Jungle Exercises</a></p> <p>In this lesson you will be following along with the video completing some jungle themed exercises.</p>	<p><a href="#">James and the Giant Peach</a></p> <p>Listen to the next two chapters of James and the Giant Peach.</p>

Please photograph your work and send it to your class teacher using your class email address by 4:00pm for marking and feedback.