





09:00 - 10:00	10:00 - 11:00	11:00 - 12:00	13:00 - 14:00	14:00 - 15:00	
READING	WRITING	MATHS	PROEJCT	PE	STORY TIME
<p>THIS WORK WILL NEED TO BE SENT TO YOUR CLASS TEACHER </p> <p>Red Group Please watch this video.</p> <p>Pink Group Please watch this video.</p> <p>Yellow Group Please watch this video.</p> <p>Blue Group Please watch this video.</p> <p>RWI Comprehension Group</p> <p>Please watch this video and please complete Drusilla's Diary worksheet.</p> <p>Please log into Bug Club to read a book. Please read this book several times with an adult. </p>	<p>THIS WORK WILL NEED TO BE SENT TO YOUR CLASS TEACHER </p> <p>Instructions: How to defeat the fire giants</p> <p>To write a clear set of instructions (Part 1)</p> <p>In this lesson we will write the introduction and equipment list for our very own set of instructions so we can help other people to defeat the fire giants!</p> <p>You will need your exercise book and a pencil to write in.</p>	<p>THIS WORK WILL NEED TO BE SENT TO YOUR CLASS TEACHER </p> <p>Fractions</p> <p>Identifying halves, thirds and quarters of shape</p> <p>In this lesson you will divide squares into equal parts and identify one half, quarter or third of the square.</p> <p>You will need a piece of paper and a pencil to write in.</p> <p>Independent Task Worksheet 1</p> <p>Log into My Maths for extra activities.</p>	<p>Seven Continents</p> <p>What is Antarctica like?</p> <p>This is our last lesson on this unit! We are going to be virtually flying to Antarctica, which is the coldest continent so get your coats ready! First, we will be filling our brains with facts about the size of this continent, the population and the climate. We will also be learning about some incredible animals which live in Antarctica We will explore how they are able to survive such harsh conditions. There is a special end of unit quiz, you can show off all the knowledge you have learnt this term.</p> <p>You will need a piece of paper and a pencil to write in.</p> <p>Now that you have learnt about Antarctica, we have made a quiz to test your knowledge about what you have learnt. Good Luck!</p>	<p>Move Our Bodies</p> <p>Warm up your bodies with Miss Morris.</p> <p>Knock Out</p> <p>In this lesson you will be practising your hand eye coordination by rolling a ball to see how many targets you can knock down.</p> <p>Place the targets in two lines of 3-4 m metres apart. Each player stands behind their 3 targets and attempts to roll their ball and hit their opponent's target. If you manage to hit one you can run out and collect it and place it next to yours –the winner is the player who manages to collect all the targets.</p> <p>You will need 6 targets (cones or household objects such as cans or water bottles), 2 balls (or rolled up socks) and 2 players.</p> <p>Cool Down Follow along to stretch our muscles after all that exercise.</p>	<p>Matilda</p> <p>Listen to the next chapter in Matilda.</p>

Please photograph your work and send it to your class teacher using your class email address by 4:00pm for marking and feedback.

2anning@williambyrd.school | 2seacole@williambyrd.school