






09:00 - 10:00	10:00 - 11:00	11:00 - 12:00	13:00 - 14:00	14:00 - 15:00	
READING	WRITING	MATHS	PROJECT	PSHE	STORY TIME
<p>THIS WORK WILL NEED TO BE SENT TO YOUR CLASS TEACHER </p> <p>Please read your email to check which group your child is in.</p> <p>Red Level Watch this video.</p> <p>Pink Level Watch this video.</p> <p>Yellow Level Watch this video.</p> <p>Blue Level Watch this video.</p> <p><u>RWI Comprehension Group</u></p> <p>Watch this video and complete this Chicken Licken worksheet.</p> <p>Please log into Bug Club to read a book. Please read this book several times with an adult. </p>	<p>THIS WORK WILL NEED TO BE SENT TO YOUR CLASS TEACHER </p> <p>To use the past tense</p> <p>In this lesson, we will practice writing in the past tense which will help us to recount events later in this unit. You will need a piece of paper and a pencil to write in.</p>	<p>THIS WORK WILL NEED TO BE SENT TO YOUR CLASS TEACHER </p> <p>To solve problems using repeating patterns</p> <p>In this lesson we will be exploring 'equal groups' in the context of shapes with equal numbers of sides.</p> <p>You will need a piece of paper and a pencil to write in.</p> <p><u>Independent Task</u> Click here for an alternative worksheets: Worksheet 1 Worksheet 2</p>	<p>THIS WORK WILL NEED TO BE SENT TO YOUR CLASS TEACHER </p> <p>What lives in a desert habitat?</p> <p>In this lesson, we will learn all about the conditions in a desert habitat. We will also learn about some of the organisms that live in a desert. You will need a piece of paper and a pencil to write in.</p>	<p>That's not fair</p> <p>In this lesson, we continue on the theme of friendship.</p> <p>We will look at a range of scenarios that commonly occur amongst friends and discuss whether they are fair or unfair.</p> <p>We will then consider how we can act fairly to everyone and not just our close friends.</p> <p>You will need a piece of paper and some coloured pencils (if you have them).</p>	<p>The Magic Finger</p> <p>Listen to chapter 4 of The Magic Finger.</p>

Please photograph your work and send it to your class teacher using your class email address by 4:00pm for marking and feedback.

2anning@williambyrd.school | 2seacole@williambyrd.school