






09:00 - 10:00	10:00 - 11:00	11:00 - 12:00	13:00 - 14:00	14:00 - 15:00	
READING	WRITING	MATHS	PROJECT	RE	STORY TIME
<p>THIS WORK WILL NEED TO BE SENT TO YOUR CLASS TEACHER </p> <p>Please read your email to check which group your child is in.</p> <p>Please click on the video lessons below:</p> <p>A B Watch this video.</p> <p>Ditty Watch this video.</p> <p>Red Watch this video.</p> <p>Green Watch this video.</p> <p>Pink Watch this video.</p> <p>Orange Watch this video.</p> <p>Please log into Bug Club to read a book. Please read this book several times with an adult.</p> 	<p>THIS WORK WILL NEED TO BE SENT TO YOUR CLASS TEACHER </p> <p>To box up for purpose</p> <p>In this lesson we will 'box-up' the information and explore the purpose of each section of our text about Tigers.</p>	<p>THIS WORK WILL NEED TO BE SENT TO YOUR CLASS TEACHER </p> <p>To subtract a 1-digit number from a teens number using a known fact</p> <p>In this lesson you will learn how we can subtract from a teens number using known number bonds.</p> <p><u>Independent Task</u></p> <p>Complete this worksheet.</p>	<p>THIS WORK WILL NEED TO BE SENT TO YOUR CLASS TEACHER </p> <p>What types of plants grow in the wild?</p> <p>In this lesson, we will be learning all about different plants which grow in the wild.</p> <p>We will be describing their appearance and looking at the importance of having wild plants in our environment.</p>	<p>How can Christians show their identity?</p> <p>In this lesson we are going to be learning all about how Christians show their identify.</p> <p>We will be looking at the symbols which represent Christians and why they may wear this symbol on their person.</p>	<p>Open Carefully! By Nick Bromley</p> <p>Read by Ms Green</p>

Please photograph your work and send it to your class teacher using your class email address by 4:00pm for marking and feedback.

1hepworth@williambyrd.school | 1monet@williambyrd.school | 1kahlo@williambyrd.school