






09:00 - 10:00	10:00 - 11:00	11:00 - 12:00	13:00 - 14:00	14:00 - 15:00	
READING	WRITING	MATHS	PROJECT	PE	STORY TIME
Click here to watch our first online assembly and learn about a Rastafarian Christmas by Ms Hudson.					
<p>THIS WORK WILL NEED TO BE SENT TO YOUR CLASS TEACHER </p> <p>Ditty Group Watch video here.</p> <p>Red Group Watch video here.</p> <p>Green Group Watch video here. Green group words.</p> <p>Pink Group Watch video here. Pink group words.</p> <p>Orange Group Watch video here. Orange group words.</p> <p>Please log into Bug Club to read a book. Please read this book several times with an adult.</p> 	<p>THIS WORK WILL NEED TO BE SENT TO YOUR CLASS TEACHER </p> <p>To write an information text (Part 3)</p> <p>In this lesson we will finish writing our information piece and edit our work.</p>	<p>THIS WORK WILL NEED TO BE SENT TO YOUR CLASS TEACHER </p> <p>To use the 'Make ten' strategy to subtract a 1-digit number from a teen number (Part 2)</p> <p>In this lesson you will practise using the 'Make ten' strategy to solve subtraction equations.</p> <p>Independent Task Complete this worksheet.</p>	<p>THIS WORK WILL NEED TO BE SENT TO YOUR CLASS TEACHER </p> <p>What changes occurred to a tomato plant?</p> <p>In today's lesson, we will be learning all about how tomato plants grow.</p> <p>We will be looking at the different stages of germination and what happens to the plant before it has grown enough to produce fruit. At the end of the lesson, we will be planting a thick tomato slice into some soil, so we are able to observe the growth. You will need a pot/container, soil, and 1 thick tomato slice. If you do not have these things, you will still be able to watch me plant the seeds.</p>	<p>Active 8 Minute Workout Featuring Harry The Body Coach TV</p>	<p>Brown Bear, Brown Bear, What do you see?</p> <p>Read by Ms Dabinett</p>

Please photograph your work and send it to your class teacher using your class email address by 4:00pm for marking and feedback.

1hepworth@williambyrd.school | 1khalo@williambyrd.school | 1monet@williambyrd.school